






# Its A Boy - Preemie

---

**Author:** Donna Hammell  
**Copyright:** July 2007  
**Website:** [www.geocities.com/crochetshoppe/patterns.html](http://www.geocities.com/crochetshoppe/patterns.html)  
**Grid Size:** 130W x 100H  
**Design Area:** 13.00" x 12.50" (130 x 100 stitches)

## Legend:

 [2] DMC 3841 pale baby blue       [2] DMC 322 baby blue - dk       [2] DMC 334 baby blue - md

Instructions for using the graph.

GAUGE= 5 STS = 1"  
4 ROWS = 1"

I USED SIZE "H" AFGHAN HOOK,USE WHATEVER SIZE GIVES YOU THE CORRECT GAUGE. CAN BE DONE IN AFGHAN STITCH OR SINGLE CROCHET.

EACH SQUARE ON THE GRAPH REPRESENTS 1 STITCH. FOR SINGLE CROCHET READ THE CHART FROM RIGHT TO LEFT, AND THEN LEFT TO RIGHT. IF USING AFGHAN STITCH ALWAYS READ FROM THE RIGHT.

TO START: CHAIN ONE MORE STITCH THAN GRAPH.

YOU WILL NEED TO ADD STITCHES TO MAKE THE PIECE WIDER, AND ADD ROWS TO MAKE IT LONGER. THE DESIGN IS CENTERED, SO ADD STITCHES EVENLY TO BOTH SIDES.

ESTIMATED YARN NEEDED:  
PALE BABY BLUE: 5 OUNCES  
DARK BABY BLUE: 1 OUNCE  
MED. BABY BLUE/BACKGROUND: 8 OUNCES