





May 2010



Its a boy 80 x 100

Author: Donna Hammell
Copyright: May 2010
Website: www.donnascrochetshoppe.com
Grid Size: 80W x 100H
Design Area: 8.00" x 12.50" (80 x 100 stitches)

Legend:
 [2] 001 RH853 Soft Navy  [2] 001 RH815 Pale Blue  [2] 001 RH827 Lt. Periwinkle

Instructions for using the graph.

GAUGE= 5 STS = 1"
4 ROWS = 1"

I USED SIZE "H" AFGHAN HOOK,USE WHATEVER SIZE GIVES YOU THE CORRECT GAUGE. CAN BE DONE IN AFGHAN STITCH OR SINGLE CROCHET.

EACH SQUARE ON THE GRAPH REPRESENTS 1 STITCH. FOR SINGLE CROCHET READ THE CHART FROM RIGHT TO LEFT, AND THEN LEFT TO RIGHT. IF USING AFGHAN STITCH ALWAYS READ FROM THE RIGHT.

TO START: CHAIN ONE MORE STITCH THAN GRAPH.

YOU WILL NEED TO ADD STITCHES TO MAKE THE PIECE WIDER, AND ADD ROWS TO MAKE IT LONGER. THE DESIGN IS CENTERED, SO ADD STITCHES EVENLY TO BOTH SIDES.

ESTIMATED YARN NEEDED:
SOFT NAVY: 2 OUNCES
LT PERIWINKLE: 4 OUNCES
PALE BLUE: 2 OUNCE