






Legend:  
 RHS-313  
 RHS-312  
 RHS-360  
 RHS-365  
 RHS-316

# horse\_60x50

---

**Author:** Donna Hammell  
**Copyright:** November 2024  
**Website:** [www.donnascrochetshoppe.com](http://www.donnascrochetshoppe.com)  
**Grid Size:** 60W x 50H  
**Design Area:** 6.00" x 6.25" (60 x 50 stitches)

## Legend:

 [2] RHS 313 Aran	 [2] RHS 360 Cafe Latte	 [2] RHS 316 Soft White
 [2] RHS 312 Black	 [2] RHS 365 Coffee	

Instructions for using the graph.

GAUGE= 5 STS = 1"  
4 ROWS = 1"

I USED SIZE "H" AFGHAN HOOK,USE WHATEVER SIZE GIVES YOU THE CORRECT GAUGE. CAN BE DONE IN AFGHAN STITCH OR SINGLE CROCHET.

EACH SQUARE ON THE GRAPH REPRESENTS 1 STITCH. FOR SINGLE CROCHET READ THE CHART FROM RIGHT TO LEFT, AND THEN LEFT TO RIGHT. IF USING AFGHAN STITCH ALWAYS READ FROM THE RIGHT.

TO START: CHAIN ONE MORE STITCH THAN GRAPH.

ESTIMATED I LOVE THIS YARN NEEDED:  
CAFE LATTE: 48 YDS/1 OUNCE  
COFFEE: 16 YDS/LESS THAN AN OUNCE  
BLACK: 32 YDS/1 OUNCE  
SOFT WHITE: 1YD/SMALL AMT  
ARAN/BACKGROUND: 2 OUNCES/105 YDS