








Legend:

 RHS-RHSS	 RHS-724	 RHS-312	 RHS-324	 RHS-390	 RHS-706	 RHS-316
--	---	---	---	---	--	---

hello_kitty_strawberry_120x130

Author: Donna Hammell
Copyright: December 2025
Website: www.donnascrochetshoppe.com
Grid Size: 120W x 130H
Design Area: 12.00" x 16.25" (120 x 130 stitches)

Legend:

 [2] RHS	RHSS	300	Tea Leaf	 [2] RHS	324	Bright Yellow	 [2] RHS	316	Soft White
 [2] RHS		724	Baby Pink	 [2] RHS	390	Hot Red			
 [2] RHS		312	Black	 [2] RHS	706	Perfect Pink			

Instructions for using the graph.

GAUGE= 5 STS = 1"
4 ROWS = 1"


I USED SIZE "H" AFGHAN HOOK,USE WHATEVER SIZE GIVES YOU THE CORRECT GAUGE. CAN BE DONE IN AFGHAN STITCH OR SINGLE CROCHET.

EACH SQUARE ON THE GRAPH REPRESENTS 1 STITCH. FOR SINGLE CROCHET READ THE CHART FROM RIGHT TO LEFT, AND THEN LEFT TO RIGHT. IF USING AFGHAN STITCH ALWAYS READ FROM THE RIGHT.


TO START: CHAIN ONE MORE STITCH THAN GRAPH.

YOU WILL NEED TO ADD STITCHES TO MAKE THE PIECE WIDER, AND ADD ROWS TO MAKE IT LONGER. THE DESIGN IS CENTERED, SO ADD STITCHES EVENLY TO BOTH SIDES.

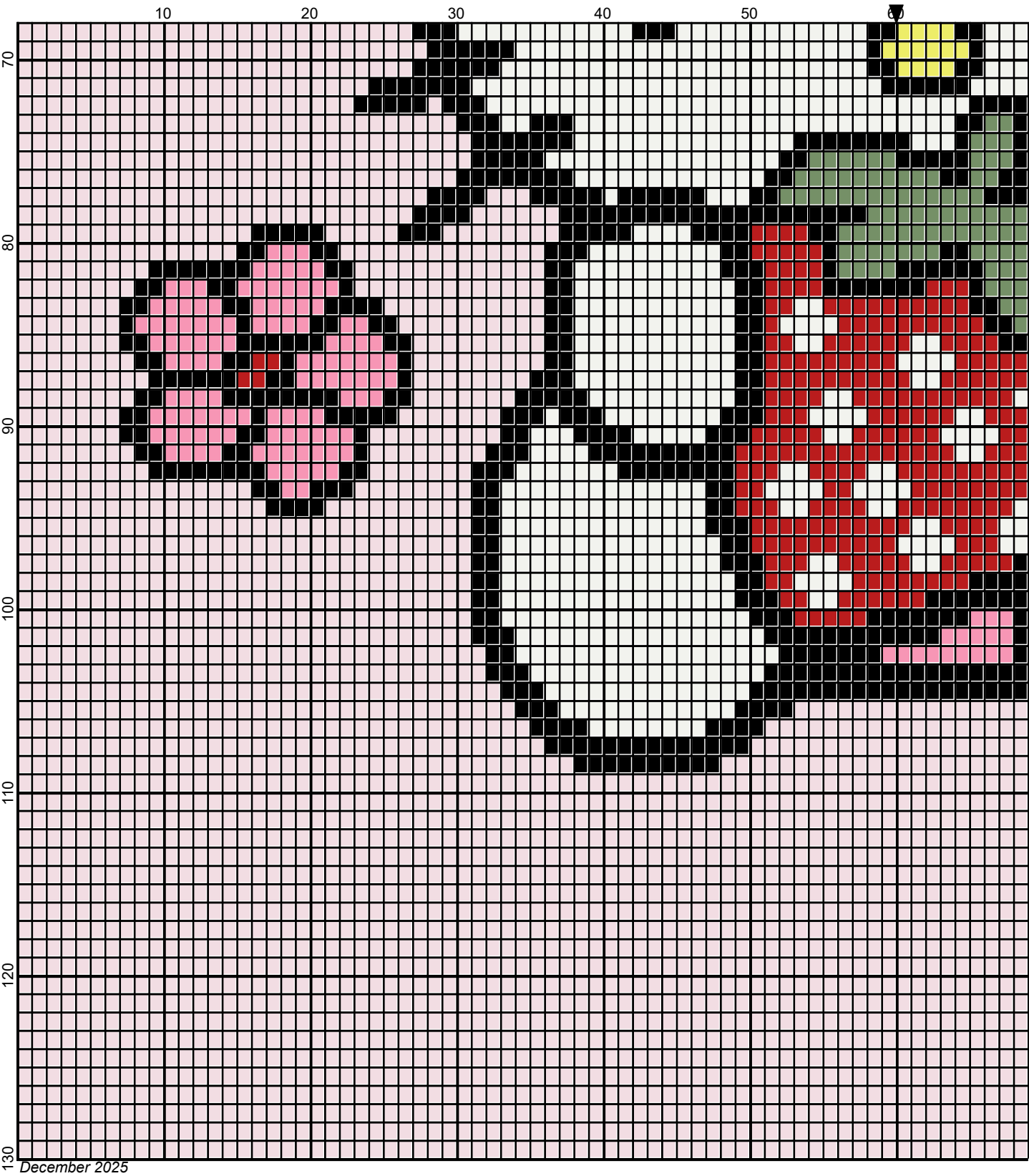
ESTIMATED YARN NEEDED:
BLACK ; 2 OUNCES/106 YDS
WHITE: 4 OUNCES/162 YDS
RED: 1 OUNCE/30 YDS
YELLOW: SMALL AMT/3 YDS
TEA LEAF/GREEN: SMALL AMT/16 YDS
BABY PINK: 14 OUNCES/681 YDS
PERFECT PINK: 1 OUNCE/42 YDS



December 2025




December 2025



December 2025

Legend:



December 2025

RHS-RHSS RHS-724 RHS-312 RHS-324 RHS-390 RHS-706 RHS-316