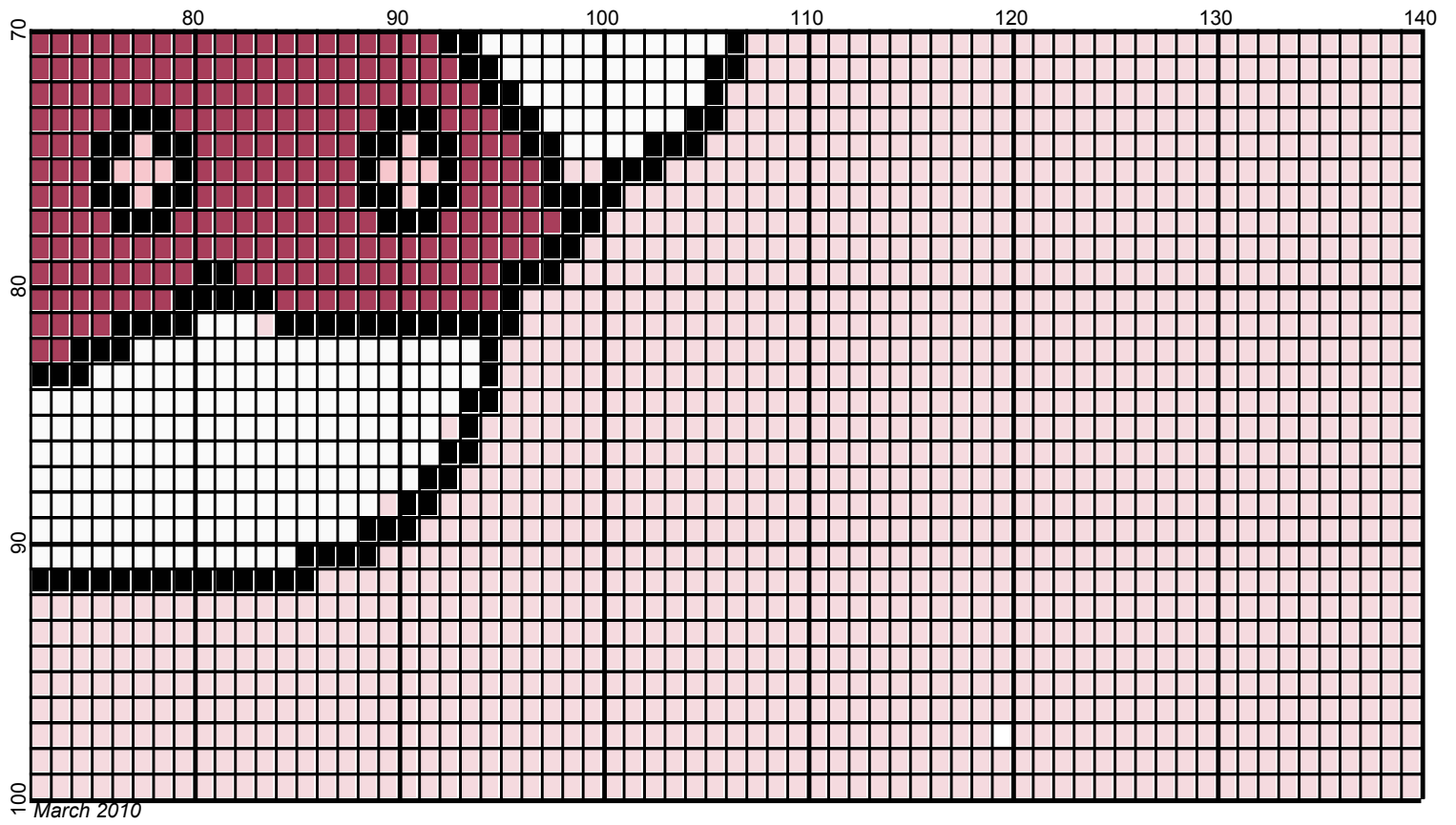








March 2010



Hello Kitty 2 140 x 100

Author: Donna Hammell
Copyright: March 2010
Website: www.donnascrochetshoppe.com
Grid Size: 140W x 100H
Design Area: 14.00" x 12.50" (140 x 100 stitches)

Legend:

 [2] 001 RH761 Light Berry	 [2] 001 RH012 Black	 [2] 001 RH230 Yellow
 [2] 001 RH719 Lily Pink	 [2] 001 rh001 White	 [2] 001 RH737 Pink

Instructions for using the graph.

GAUGE= 5 STS = 1"
4 ROWS = 1"

I USED SIZE "H" AFGHAN HOOK,USE WHATEVER SIZE GIVES YOU THE CORRECT GAUGE. CAN BE DONE IN AFGHAN STITCH OR SINGLE CROCHET.

EACH SQUARE ON THE GRAPH REPRESENTS 1 STITCH. FOR SINGLE CROCHET READ THE CHART FROM LEFT TO RIGHT. IF USING AFGHAN STITCH ALWAYS READ FROM THE RIGHT.

TO START: CHAIN ONE MORE STITCH THAN GRAPH.

Yarn Approximation

BLACK: 2 OUNCES

WHITE 3 OUNCES

YELLOW: SMALL AMOUNT

LIGHT BERRY: 2 OUNCES

PINK- SMALL AMOUNT

LILY PINK 9 OUNCES