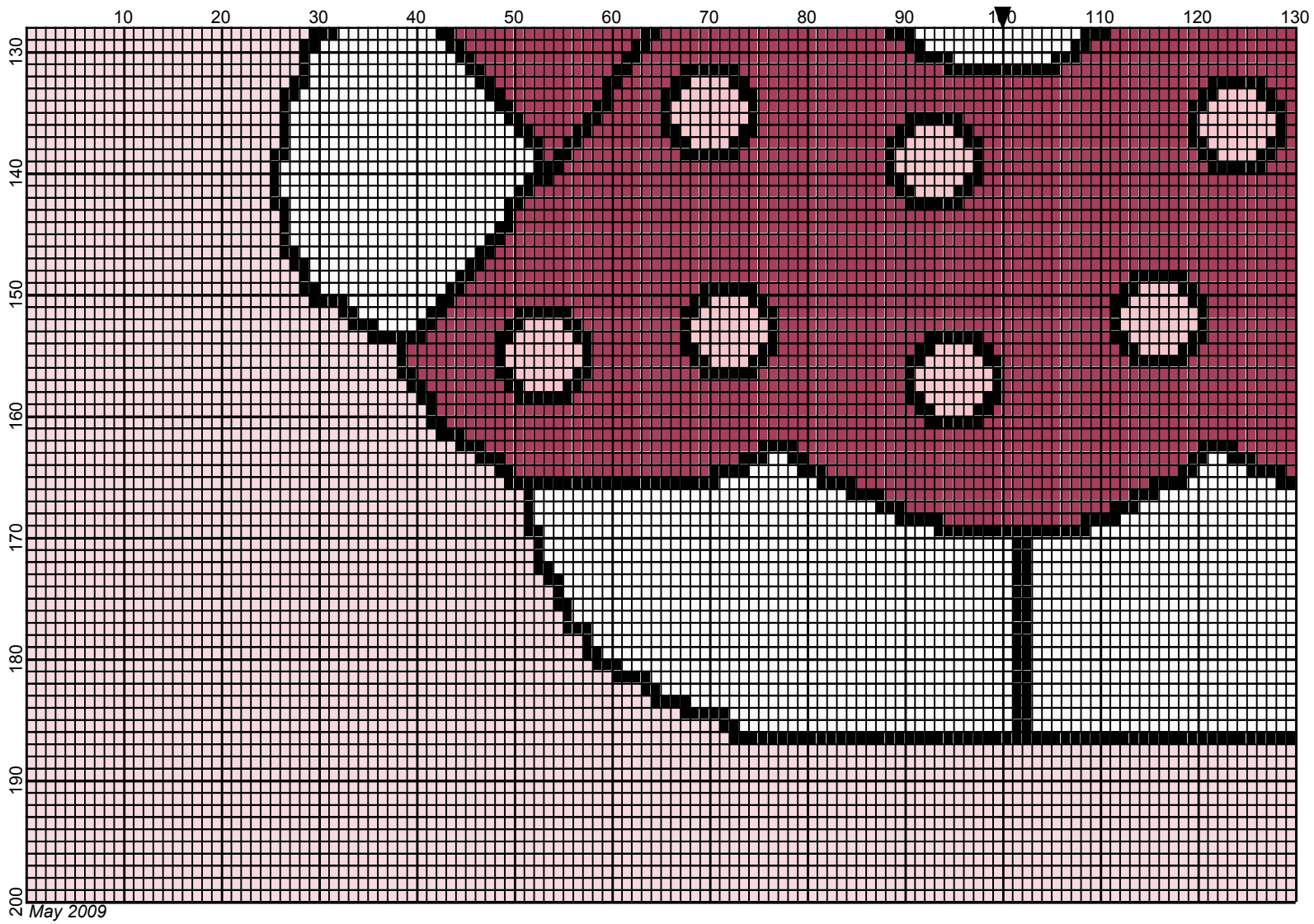
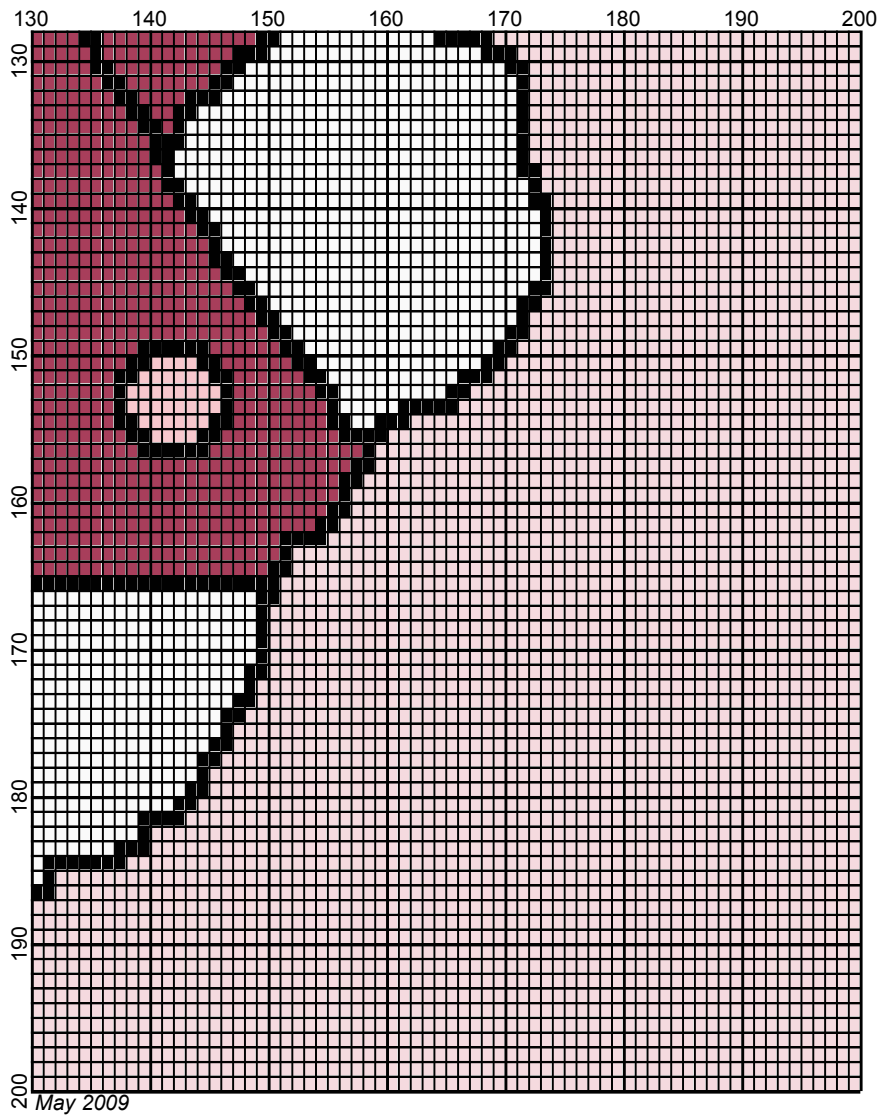


May 2009









May 2009



Hello Kitty 2

Author: Donna Hammell
Company: The Crochet Shoppe
Copyright: May 2009
Website: www.geocities.com/crochetshoppe/patterns.html
Grid Size: 200W x 200H
Design Area: 20.00" x 25.00" (200 x 200 stitches)

Legend: (001)

 [2] RH012 Black	 [2] RH230 Yellow	 [2] RH737 Pink
 [2] rh001 White	 [2] RH761 Light Berry	 [2] RH719 Lily Pink

Instructions for using the graph.

GAUGE= 5 STS = 1"
4 ROWS = 1"

I USED SIZE "H" AFGHAN HOOK,USE WHATEVER SIZE GIVES YOU THE CORRECT GAUGE. CAN BE DONE IN AFGHAN STITCH OR SINGLE CROCHET.

EACH SQUARE ON THE GRAPH REPRESENTS 1 STITCH. FOR SINGLE CROCHET READ THE CHART FROM LEFT TO RIGHT. IF USING AFGHAN STITCH ALWAYS READ FROM THE RIGHT.

TO START: CHAIN ONE MORE STITCH THAN GRAPH.

Yarn Approximation

BLACK: 3 OUNCES

WHITE 15 OUNCES

YELLOW: SMALL AMOUNT

LIGHT BERRY: 6 OUNCES

PINK- SMALL AMOUNT

LILY PINK 18OUNCES