

Legend:

■ RHS-312 ■ RHS-321 ■ RHS-390 ■ RHS-389 □ RHS-316

# gucci\_bee\_150x200

---

**Author:** Donna Hammell  
**Copyright:** October 2025  
**Website:** [www.donnascrochetshoppe.com](http://www.donnascrochetshoppe.com)  
**Grid Size:** 150W x 200H  
**Design Area:** 15.00" x 25.00" (150 x 200 stitches)

## Legend:

■ [2] RHS 312 Black  
■ [2] RHS 321 Gold

■ [2] RHS 390 Hot Red  
■ [2] RHS 389 Hunter Green

□ [2] RHS 316 Soft White

Instructions for using the graph.

GAUGE= 5 STS = 1"  
4 ROWS = 1"

I USED SIZE "H" AFGHAN HOOK,USE WHATEVER SIZE GIVES YOU THE CORRECT GAUGE. CAN BE DONE IN AFGHAN STITCH OR SINGLE CROCHET.

EACH SQUARE ON THE GRAPH REPRESENTS 1 STITCH. FOR SINGLE CROCHET READ THE CHART FROM RIGHT TO LEFT, AND THEN LEFT TO RIGHT. IF USING AFGHAN STITCH ALWAYS READ FROM THE RIGHT.

TO START: CHAIN ONE MORE STITCH THAN GRAPH.

YOU WILL NEED TO ADD STITCHES TO MAKE THE PIECE WIDER, AND ADD ROWS TO MAKE IT LONGER. THE DESIGN IS CENTERED, SO ADD STITCHES EVENLY TO BOTH SIDES.

ESTIMATED RED HEART YARN NEEDED:


BLACK:4 OUNCES/167 YDS


WHITE: 34 OUNCES/1711 YDS

GOLD :1 OUNCE/52 YDS

HOT RED:SMALL AMT/14 YDS

HUNTER GREEN: 1 OUNCE/27 YDS

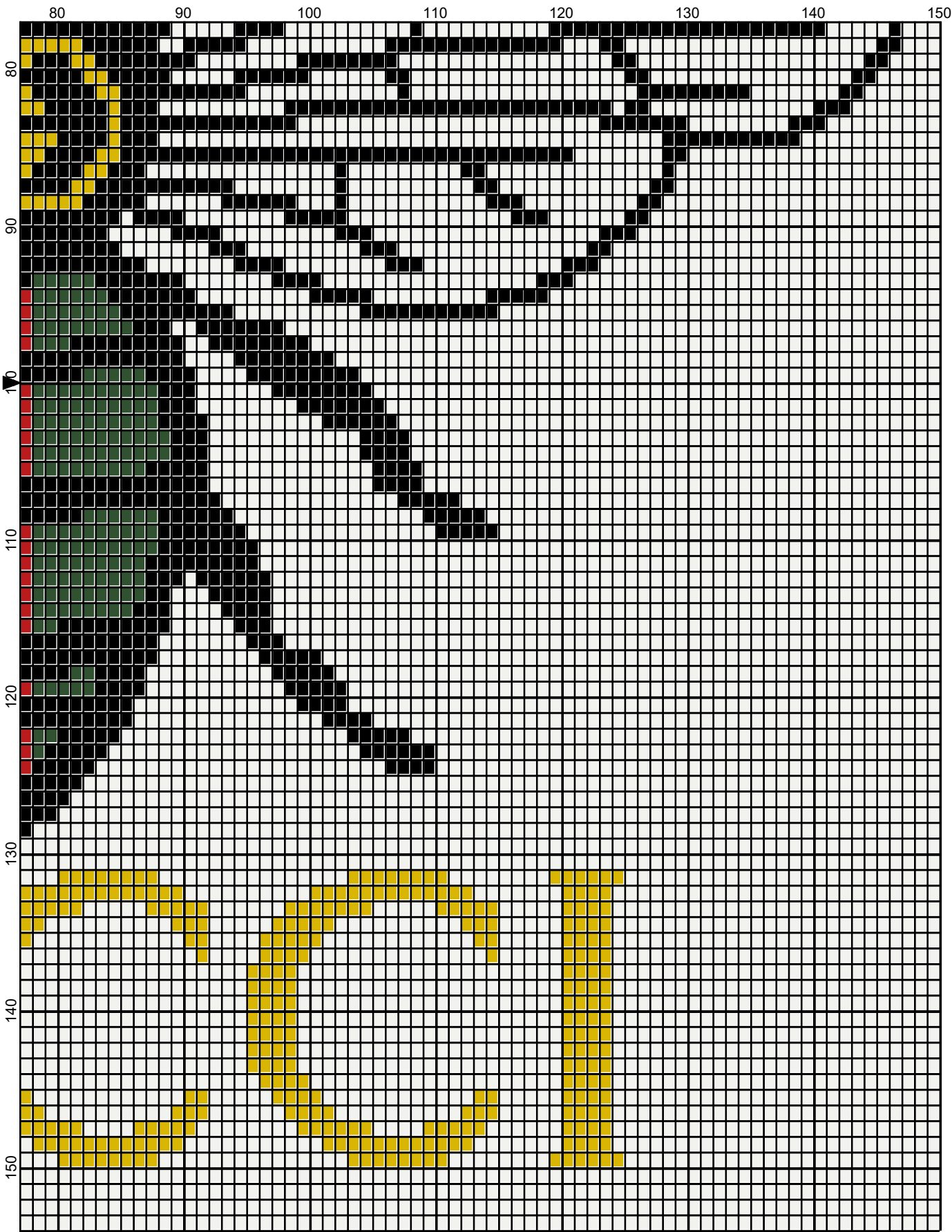





October 2025




October 2025



October 2025



Legend:



■ RHS-312   ■ RHS-321   ■ RHS-390   ■ RHS-389   □ RHS-316