




March 2019




March 2019




March 2019




March 2019



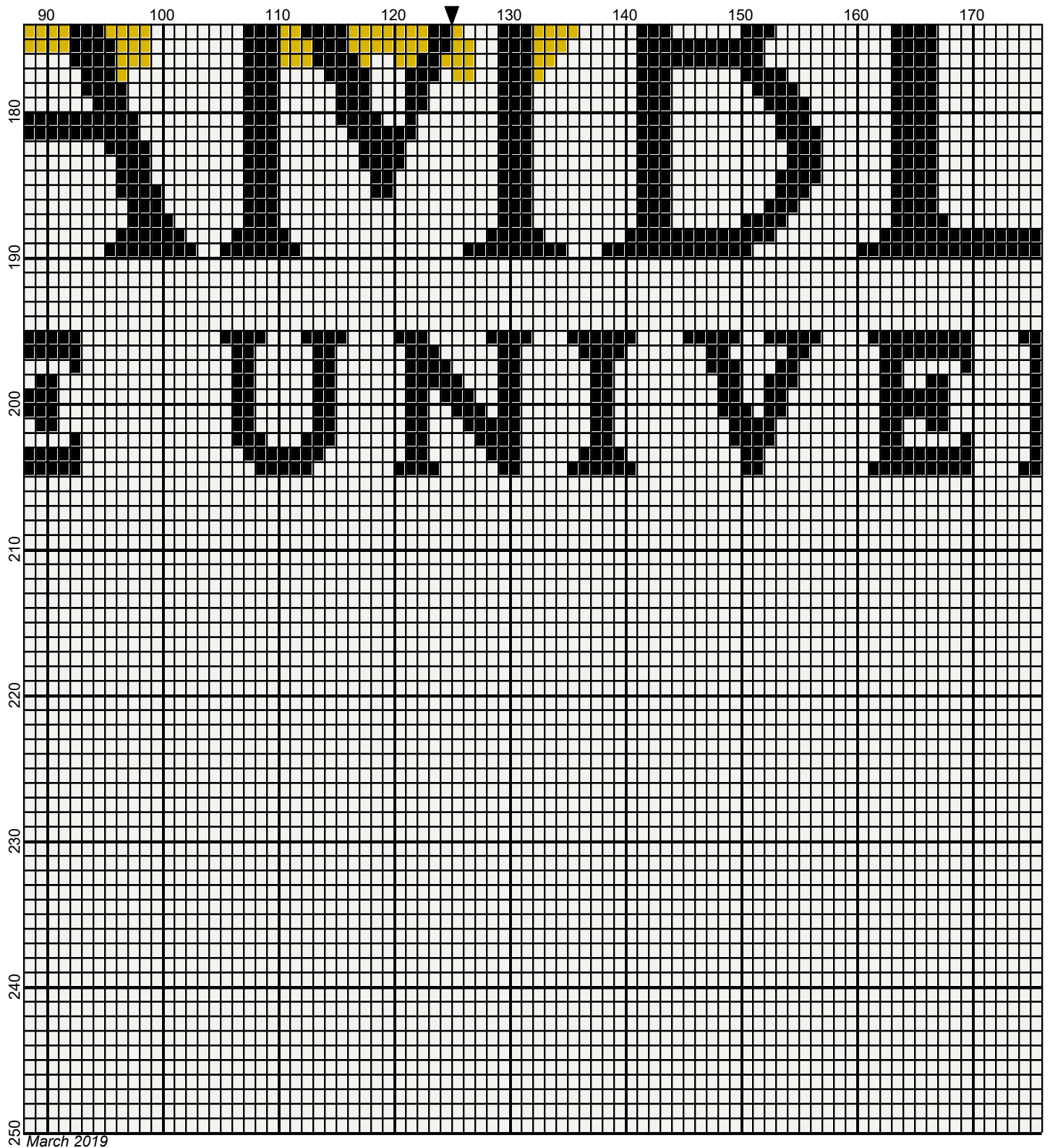
March 2019



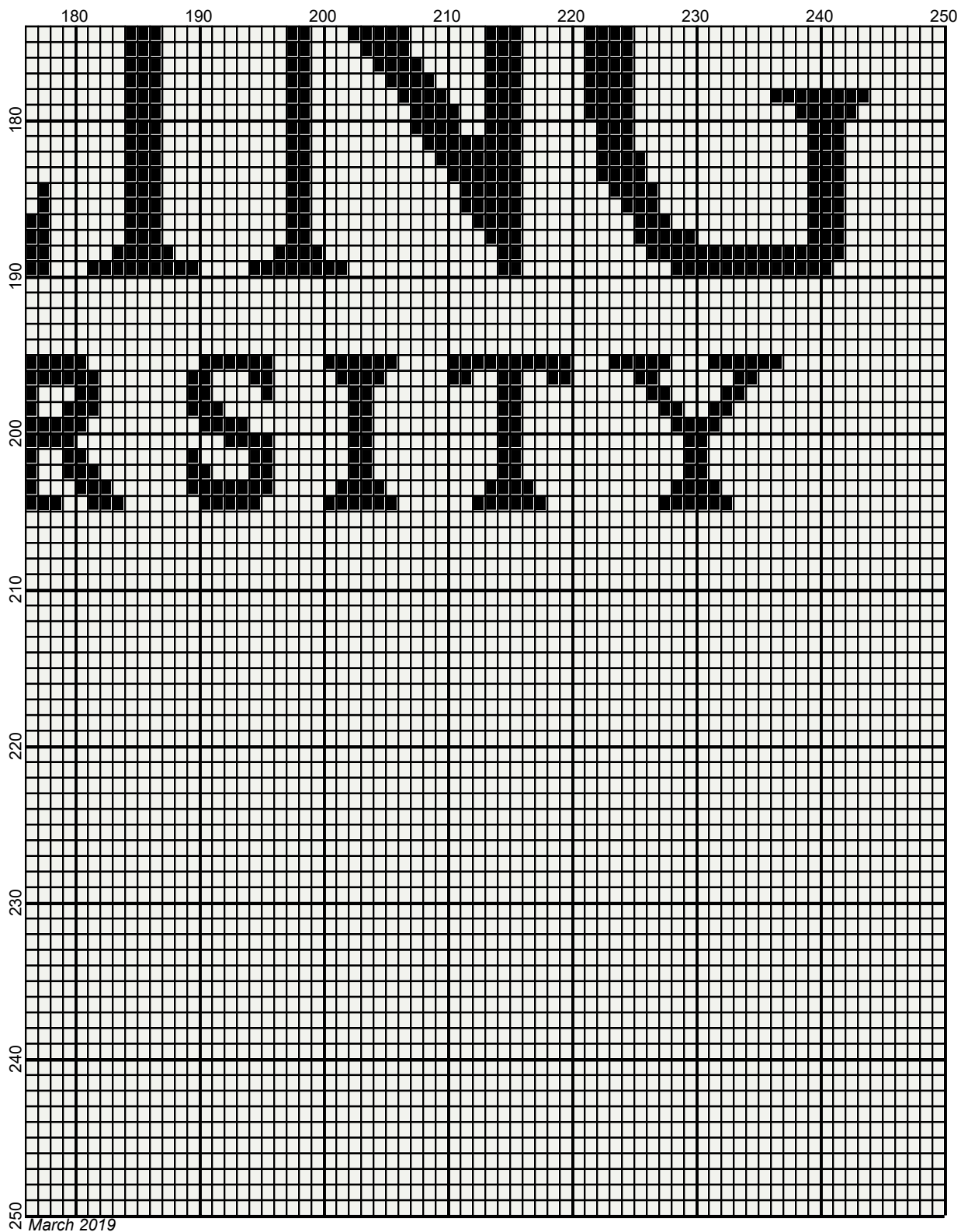
March 2019



March 2019



March 2019



grambling_state_university

Author: Donna Hammell
Copyright: March 2019
Website: www.donnascrochetshoppe.com
Grid Size: 250W x 250H
Design Area: 25.00" x 31.25" (250 x 250 stitches)

Legend:

■ [2] RHS 321 Gold ■ [2] RHS 312 Black □ [2] RHS 316 Soft White

Instructions for using the graph.

GAUGE= 5 STS = 1"
4 ROWS = 1"

I USED SIZE "H" AFGHAN HOOK,USE WHATEVER SIZE GIVES YOU THE CORRECT GAUGE. CAN BE DONE IN AFGHAN STITCH OR SINGLE CROCHET.

EACH SQUARE ON THE GRAPH REPRESENTS 1 STITCH. FOR SINGLE CROCHET READ THE CHART FROM RIGHT TO LEFT, AND THEN LEFT TO RIGHT. IF USING AFGHAN STITCH ALWAYS READ FROM THE RIGHT.

TO START: CHAIN ONE MORE STITCH THAN GRAPH.

ESTIMATED RED HEART
GOLD:6 OUNCES
BLACK:4 OUNCES
WHITE: 72 OUNCES