

by Donna Hammell



Legend:

■ RHS-312   ■ RHS-321   □ RHS-316

# <No Title>

---

**Author:** Donna Hammell  
**Copyright:** Donna Hammell  
**Website:** www.donnascrochetshoppe.com  
**Grid Size:** 200W x 200H  
**Design Area:** 20.00" x 25.00" (200 x 200 stitches)

**Legend:**

■ [2] RHS 312 Black      ■ [2] RHS 321 Gold      □ [2] RHS 316 Soft White

Instructions for using the graph.

GAUGE= 5 STS = 1"  
4 ROWS = 1"

I USED SIZE "H" AFGHAN HOOK,USE WHATEVER SIZE GIVES YOU THE CORRECT GAUGE. CAN BE DONE IN AFGHAN STITCH OR SINGLE CROCHET.

EACH SQUARE ON THE GRAPH REPRESENTS 1 STITCH. FOR SINGLE CROCHET READ THE CHART FROM RIGHT TO LEFT, AND THEN LEFT TO RIGHT. IF USING AFGHAN STITCH ALWAYS READ FROM THE RIGHT.


TO START: CHAIN ONE MORE STITCH THAN GRAPH.

IF YOU NEED TO MAKE THE PIECE WIDER ADD AN EVEN NUMBER OF STITCHES TO BOTH SIDES, AND ADD ROWS TO MAKE IT LONGER. THE DESIGN IS CENTERED, SO ADD STITCHES EVENLY TO BOTH SIDES.

**ESTIMATED YARN NEEDED:**


WHITE:1725 YDS  
GOLD:245 YDS  
BLACK: 635 YDS

by Donna Hammell




Donna Hammell

by Donna Hammell



Donna Hammell

by Donna Hammell



Legend:

by Donna Hammell



■ RHS-312 ■ RHS-321 □ RHS-316