



June 2015



June 2015






June 2015


girl_teddy_preemie

Author: Donna Hammell
Company: Donnas Crochet Shoppe
Copyright: June 2015
Website: www.donnascrochetshoppe.com
Grid Size: 100W x 100H
Design Area: 8.00" x 11.50" (80 x 92 stitches)

Legend: (RHS)

 [2] 718 Shocking Pink  [2] 373 Petal Pink  [2] 722 Pretty N Pink

Call Outs:

 [2] 001-rh001 White

Instructions for using the graph.

GAUGE= 5 STS = 1"
4 ROWS = 1"

I USED SIZE "H" AFGHAN HOOK,USE WHATEVER SIZE GIVES YOU THE CORRECT GAUGE. CAN BE DONE IN AFGHAN STITCH OR SINGLE CROCHET.

EACH SQUARE ON THE GRAPH REPRESENTS 1 STITCH. FOR SINGLE CROCHET READ THE CHART FROM RIGHT TO LEFT, AND THEN LEFT TO RIGHT. IF USING AFGHAN STITCH ALWAYS READ FROM THE RIGHT.

TO START: CHAIN ONE MORE STITCH THAN GRAPH.

YOU WILL NEED TO ADD STITCHES TO MAKE THE PIECE WIDER, AND ADD ROWS TO MAKE IT LONGER. THE DESIGN IS CENTERED, SO ADD STITCHES EVENLY TO BOTH SIDES.

ESTIMATED YARN NEEDED:
PETAL PINK;4 OUNCES
WHITE: SMALL AMOUNT
SHOCKING PINK;2 OUNCES
PRETTY N PINK: 2 OUNCES
BACKGROUND: 6 OUNCES