


August 2011







August 2011




# gary\_140x160

---

**Author:** Donna Hammell  
**Copyright:** August 2011  
**Website:** www.donnascrochetshoppe.com  
**Grid Size:** 140W x 160H  
**Design Area:** 14.00" x 20.00" (140 x 160 stitches)

## Legend:

 [2] SSO SS9607A LIMELIGHT  
 [2] SSO SS2611 SAGE  
 [2] SSO SS9604 WATERMELON  
 [2] SSO SS9729 RED

 [2] SSO SS2628 DARK COUNTRY BLUE  
 [2] SSO SS2680 BLACK  
 [2] SSO SS2602 OFF WHITE

Instructions for using the graph.

GAUGE= 5 STS = 1"  
4 ROWS = 1"

I USED SIZE "H" AFGHAN HOOK,USE WHATEVER SIZE GIVES YOU THE CORRECT GAUGE. CAN BE DONE IN AFGHAN STITCH OR SINGLE CROCHET.

EACH SQUARE ON THE GRAPH REPRESENTS 1 STITCH. FOR SINGLE CROCHET READ THE CHART FROM RIGHT TO LEFT, AND THEN LEFT TO RIGHT. IF USING AFGHAN STITCH ALWAYS READ FROM THE RIGHT.

TO START: CHAIN ONE MORE STITCH THAN GRAPH.

IF YOU NEED TO ADD STITCHES TO MAKE THE PIECE WIDER, AND ADD ROWS TO MAKE IT LONGER. THE DESIGN IS CENTERED, SO ADD STITCHES EVENLY TO BOTH SIDES.

ESTIMATED YARN NEEDED:  
BLACK ; 1 OUNCE  
LIMELIGHT :2 OUNCES  
BACKGROUND: 16 OUNCES  
SAGE:1 OUNCE  
WATERMELON: 4 OUNCES  
RED: 1 OUNCE  
DARK BLUE: 1 OUNCE