




April 2007





April 2007








April 2007

# Tiny Toons - Furrbal

---

**Author:** Donna Hammell  
**Copyright:** April 2007  
**Website:** [www.geocities.com/crochetshoppe/index.html](http://www.geocities.com/crochetshoppe/index.html)  
**Grid Size:** 175W x 175H  
**Design Area:** 15.70" x 18.00" (157 x 144 stitches)

**Legend:**

 [2] DMC 312 navy blue - lt	 [2] DMC 3708 melon - lt	 [2] DMC 5200 snow white
 [2] DMC 310 black	 [2] DMC 3841 pale baby blue	

Instructions for using the graph.

GAUGE= 5 STS = 1"  
4 ROWS = 1"

I USED SIZE "H" AFGHAN HOOK,USE WHATEVER SIZE GIVES YOU THE CORRECT GAUGE. CAN BE DONE IN AFGHAN STITCH OR SINGLE CROCHET.

EACH SQUARE ON THE GRAPH REPRESENTS 1 STITCH. FOR SINGLE CROCHET READ THE CHART FROM RIGHT TO LEFT, AND THEN LEFT TO RIGHT. IF USING AFGHAN STITCH ALWAYS READ FROM THE RIGHT.

TO START: CHAIN ONE MORE STITCH THAN GRAPH.

YOU WILL NEED TO ADD STITCHES TO MAKE THE PIECE WIDER, AND ADD ROWS TO MAKE IT LONGER. THE DESIGN IS CENTERED, SO ADD STITCHES EVENLY TO BOTH SIDES.

ESTIMATED YARN NEEDED:  
BLACK ; 3 OUNCES  
BABY BLUE: 4 OUNCES  
WHITE:1 OUNCE  
NAVY BLUE: 3 OUNCES  
PINK/MELON: 1 OUNCES  
BACKGROUND: 21 OUNCES