



June 2016



June 2016




June 2016

# florida\_panthers\_2016\_150x150

---

**Author:** Donna Hammell  
**Copyright:** June 2016  
**Website:** www.donnascrochetshoppe.com  
**Grid Size:** 150W x 150H  
**Design Area:** 15.00" x 18.75" (150 x 150 stitches)

**Legend:**

 [2] RHS 321 Gold       [2] RHS 390 Hot Red       [2] RHS 316 Soft White       [2] RHS 387 Soft navy

Instructions for using the graph.

GAUGE= 5 STS = 1"  
4 ROWS = 1"

I USED SIZE "H" AFGHAN HOOK, USE WHATEVER SIZE GIVES YOU THE CORRECT GAUGE. CAN BE DONE IN AFGHAN STITCH OR SINGLE CROCHET.

EACH SQUARE ON THE GRAPH REPRESENTS 1 STITCH. FOR SINGLE CROCHET READ THE CHART FROM RIGHT TO LEFT, AND THEN LEFT TO RIGHT. IF USING AFGHAN STITCH ALWAYS READ FROM THE RIGHT.

TO START: CHAIN ONE MORE STITCH THAN GRAPH.

IF YOU NEED TO MAKE THE PIECE WIDER ADD AN EVEN NUMBER OF STITCHES TO BOTH SIDES, AND ADD ROWS TO MAKE IT LONGER. THE DESIGN IS CENTERED, SO ADD STITCHES EVENLY TO BOTH SIDES.

ESTIMATED RED SUPER SAVER YARN NEEDED:

WHITE: 14 OUNCES  
GOLD: 6 OUNCES  
RED: 3 OUNCES  
NAVY: 8 OUNCES