
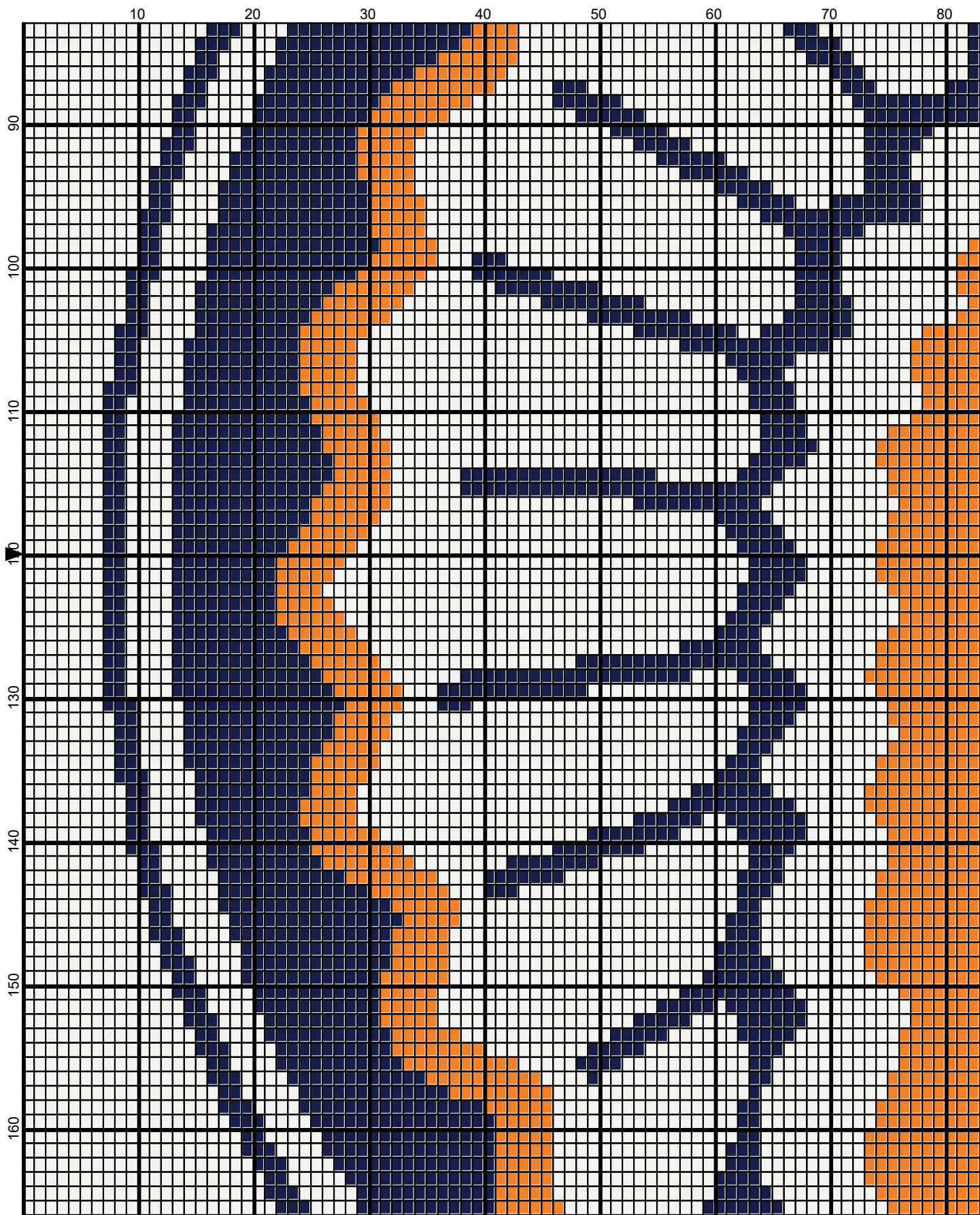




February 2020



February 2020




February 2020




February 2020




February 2020









# fighting\_illini\_240z240\_

---

**Author:** Donna Hammell  
**Copyright:** February 2020  
**Website:** www.donnascrochetshoppe.com  
**Grid Size:** 240W x 240H  
**Design Area:** 24.00" x 30.00" (240 x 240 stitches)

**Legend:**

■ [2] RHS 387 Soft navy    □ [2] RHS 316 Soft White    ■ [2] RHS 254 Pumpkin

Instructions for using the graph.

GAUGE= 5 STS = 1"  
4 ROWS = 1"

I USED SIZE "H" AFGHAN HOOK, USE WHATEVER SIZE GIVES YOU THE CORRECT GAUGE. CAN BE DONE IN AFGHAN STITCH OR SINGLE CROCHET.

EACH SQUARE ON THE GRAPH REPRESENTS 1 STITCH. FOR SINGLE CROCHET READ THE CHART FROM RIGHT TO LEFT, AND THEN LEFT TO RIGHT. IF USING AFGHAN STITCH ALWAYS READ FROM THE RIGHT.

TO START: CHAIN ONE MORE STITCH THAN GRAPH.

ESTIMATED RED HEART YARN NEEDED:  
PUMPKIN/ORANGE; 12 OUNCES  
NAVY: 18 OUNCES  
WHITE: 40 OUNCES