




June 2014




- Legend:
- RHS-254
  - RHS-316
  - RHS-387

June 2014



June 2014






# fighting\_illini\_150x150

---

**Author:** Donna Hammell  
**Copyright:** June 2014  
**Website:** www.donnascrochetshoppe.com  
**Grid Size:** 150W x 150H  
**Design Area:** 15.00" x 19.13" (150 x 153 stitches)

**Legend:**

 [2] RHS 254 Pumpkin       [2] RHS 316 Soft White       [2] RHS 387 Soft navy

Instructions for using the graph.

GAUGE= 5 STS = 1"  
4 ROWS = 1"

I USED SIZE "H" AFGHAN HOOK,USE WHATEVER SIZE GIVES YOU THE CORRECT GAUGE. CAN BE DONE IN AFGHAN STITCH OR SINGLE CROCHET.

EACH SQUARE ON THE GRAPH REPRESENTS 1 STITCH. FOR SINGLE CROCHET READ THE CHART FROM RIGHT TO LEFT, AND THEN LEFT TO RIGHT. IF USING AFGHAN STITCH ALWAYS READ FROM THE RIGHT.

TO START: CHAIN ONE MORE STITCH THAN GRAPH.

ESTIMATED RED HEART YARN NEEDED:  
PUMPKIN/ORANGE; 5 OUNCES  
NAVY: 8 OUNCES  
WHITE: 7 OUNCES