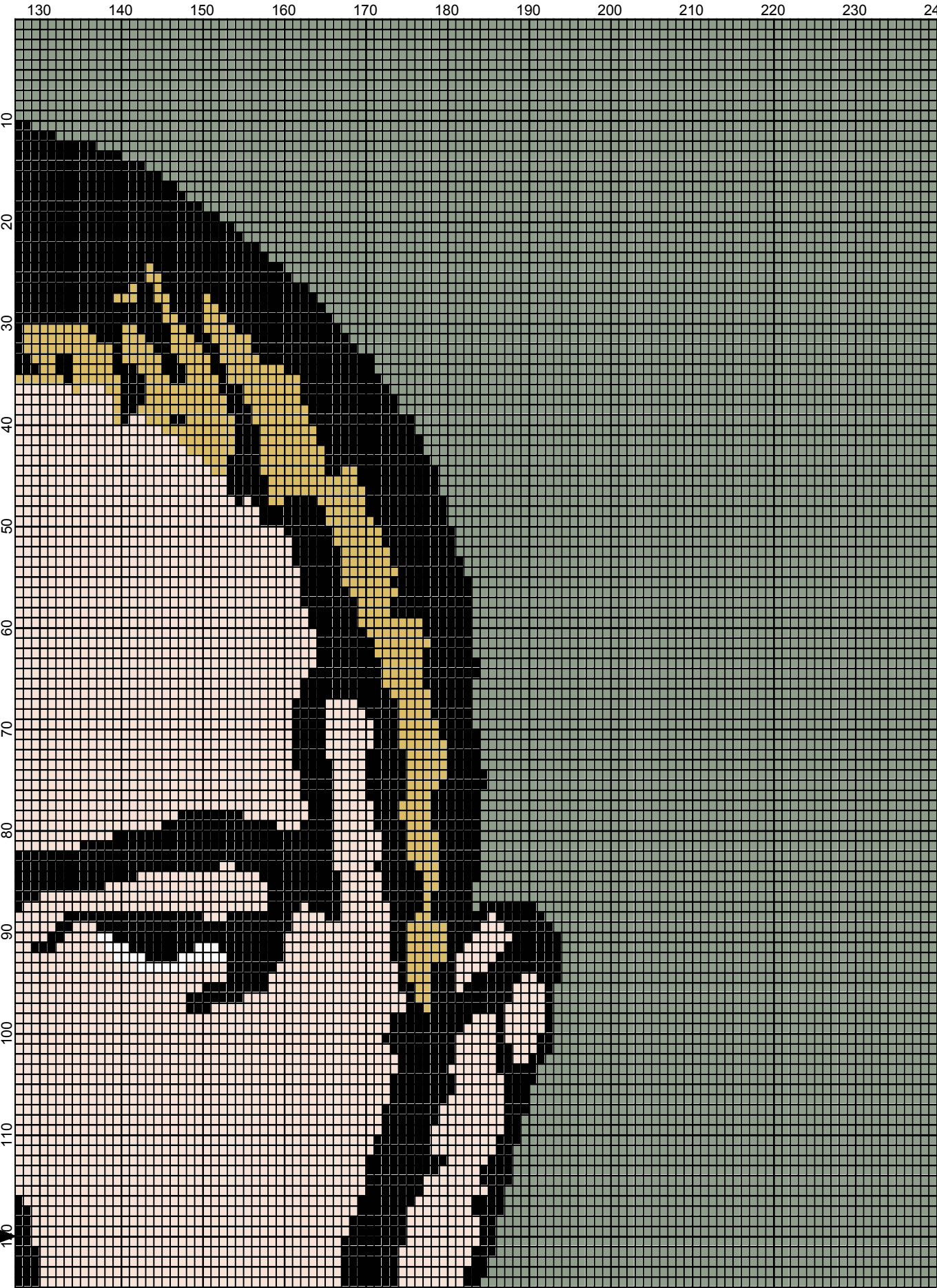




October 2009



October 2009











October 2009

# Eminem

---

**Author:** Donna Hammell  
**Copyright:** October 2009  
**Website:** [www.donnascrochetshoppe.com](http://www.donnascrochetshoppe.com)  
**Grid Size:** 240W x 240H  
**Design Area:** 24.00" x 30.00" (240 x 240 stitches)

**Legend:**

	[2] 001	RH012	Black		[2] 001	RH257	Light Peach		[2] 001	RH412	Silver
	[2] 001	RH645	Honey Gold		[2] 001	RH622	Pale Sage		[2] 001	rh001	White

Instructions for using the graph.

GAUGE= 5 STS = 1"  
4 ROWS = 1"

I USED SIZE "H" AFGHAN HOOK,USE WHATEVER SIZE GIVES YOU THE CORRECT GAUGE. CAN BE DONE IN AFGHAN STITCH OR SINGLE CROCHET.

EACH SQUARE ON THE GRAPH REPRESENTS 1 STITCH. FOR SINGLE CROCHET READ THE CHART FROM RIGHT TO LEFT, AND THEN LEFT TO RIGHT. IF USING AFGHAN STITCH ALWAYS READ FROM THE RIGHT.

TO START: CHAIN ONE MORE STITCH THAN GRAPH.

IF YOU NEED TO MAKE THE PIECE WIDER ADD AN EVEN NUMBER OF STITCHES TO BOTH SIDES, AND ADD ROWS TO MAKE IT LONGER. THE DESIGN IS CENTERED, SO ADD STITCHES EVENLY TO BOTH SIDES.

ESTIMATED YARN NEEDED:  
BLACK ; 17 OUNCES  
PALE SAGE: 20 OUNCES  
WHITE: SMALL AMOUNT  
HONEY GOLD: 1 OUNCE  
LIGHT PEACH: 16 OUNCES  
SILVER : 3 OUNCES