

elvis_presley_150 x200_bw

Author: Donna Hammell
Website: www.donnascrochetshoppe.com
Grid Size: 150W x 200H
Design Area: 15.00" x 25.00" (150 x 200 stitches)

Legend:

■ [2] RHS 312 Black ■ [2] RHS 330 Linen □ [2] HOB 839316 White

Instructions for using the graph.

GAUGE= 5 STS = 1"
4 ROWS = 1"

I USED SIZE "H" AFGHAN HOOK,USE WHATEVER SIZE GIVES YOU THE CORRECT GAUGE. CAN BE DONE IN AFGHAN STITCH OR SINGLE CROCHET.

EACH SQUARE ON THE GRAPH REPRESENTS 1 STITCH. FOR SINGLE CROCHET READ THE CHART FROM RIGHT TO LEFT, AND THEN LEFT TO RIGHT. IF USING AFGHAN STITCH ALWAYS READ FROM THE RIGHT.

TO START: CHAIN ONE MORE STITCH THAN GRAPH.


IF YOU NEED TO MAKE THE PIECE WIDER ADD STITCHES EVENLY TO BOTH SIDES, AND ADD ROWS TO MAKE IT LONGER. THE DESIGN IS CENTERED


ESTIMATED RED HEART YARN NEEDED:


BLACK ;10 OUNCES


WHITE: 28 OUNCES


LINEN/GREY: 5 OUNCES

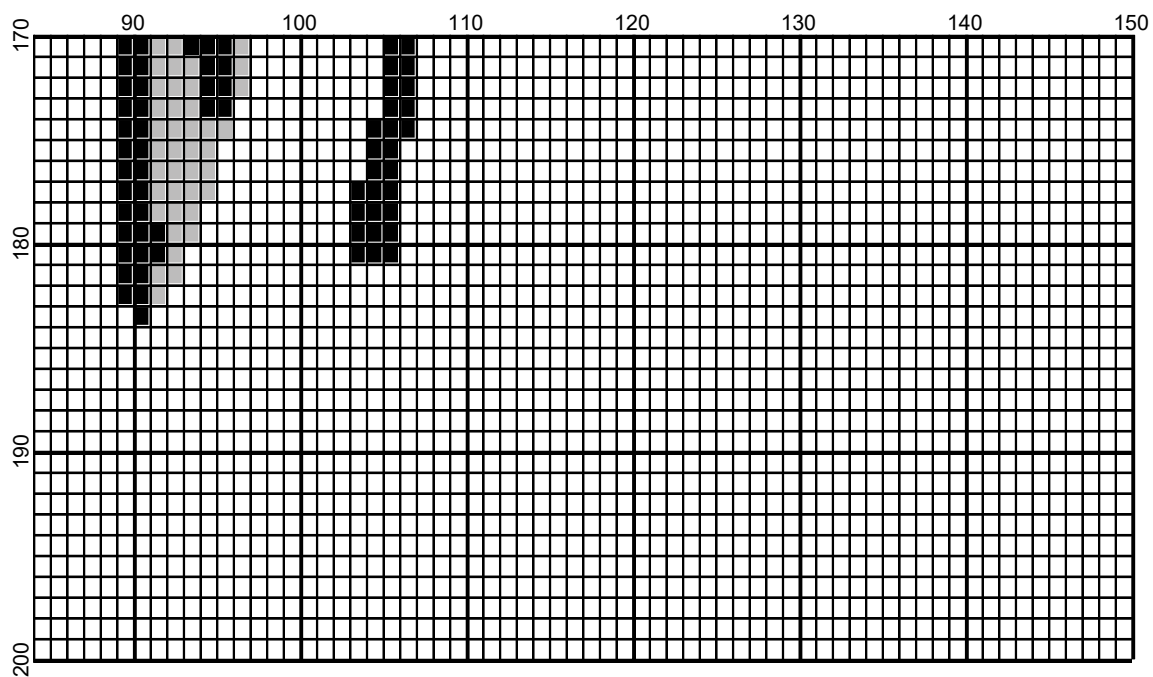












elvis_presley_150 x200_bw

Author: Donna Hammell
Website: www.donnascrochetshoppe.com
Grid Size: 150W x 200H
Design Area: 15.00" x 25.00" (150 x 200 stitches)

Legend:

■ [2] RHS 312 Black ■ [2] RHS 330 Linen □ [2] HOB 839316 White

Instructions for using the graph.

GAUGE= 5 STS = 1"
4 ROWS = 1"

I USED SIZE "H" AFGHAN HOOK,USE WHATEVER SIZE GIVES YOU THE CORRECT GAUGE. CAN BE DONE IN AFGHAN STITCH OR SINGLE CROCHET.

EACH SQUARE ON THE GRAPH REPRESENTS 1 STITCH. FOR SINGLE CROCHET READ THE CHART FROM RIGHT TO LEFT, AND THEN LEFT TO RIGHT. IF USING AFGHAN STITCH ALWAYS READ FROM THE RIGHT.

TO START: CHAIN ONE MORE STITCH THAN GRAPH.

IF YOU NEED TO MAKE THE PIECE WIDER ADD STITCHES EVENLY TO BOTH SIDES, AND ADD ROWS TO MAKE IT LONGER. THE DESIGN IS CENTERED

ESTIMATED RED HEART YARN NEEDED:

BLACK ;10 OUNCES

WHITE: 28 OUNCES

LINEN/GREY: 5 OUNCES