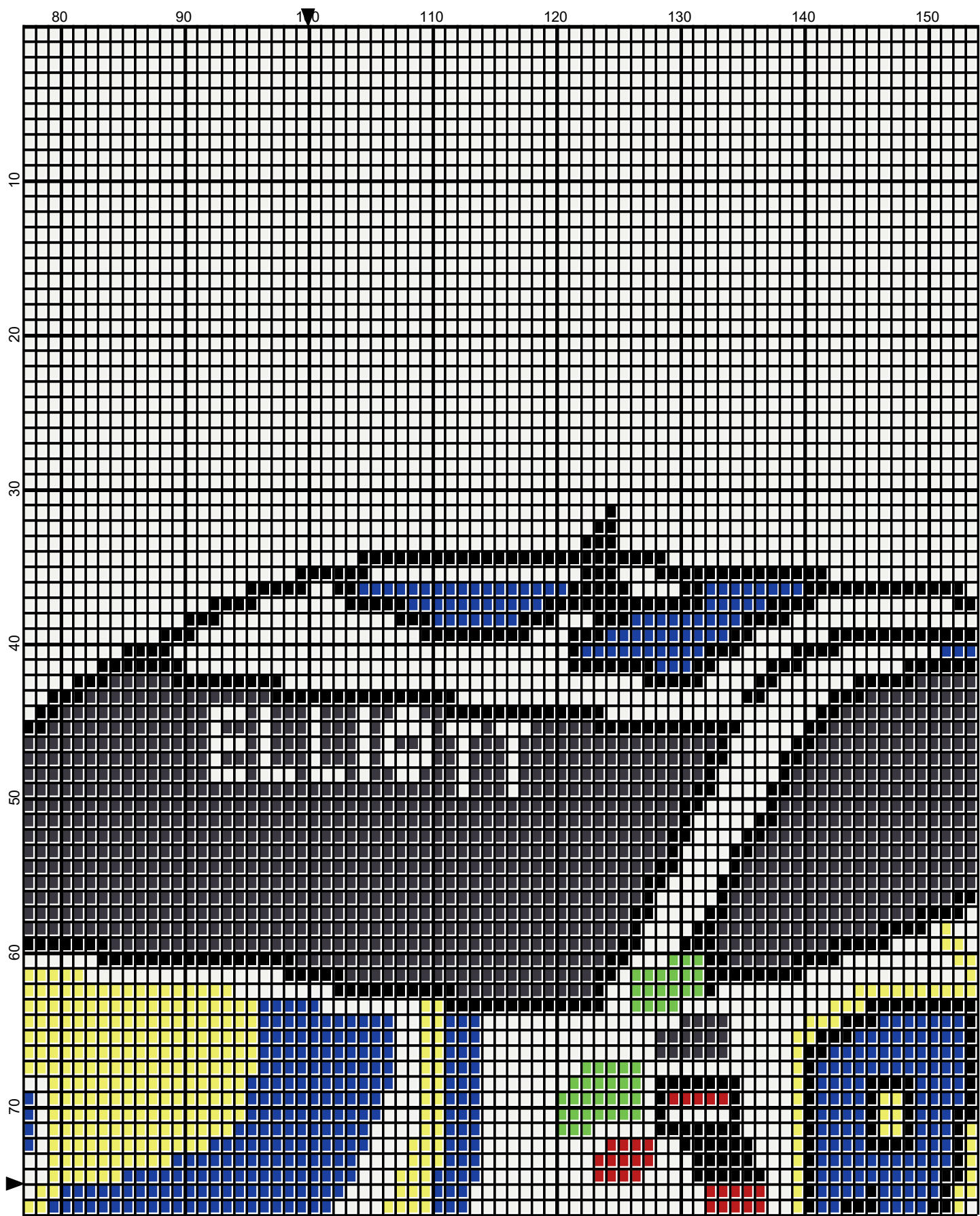




April 2021




April 2021




April 2021



April 2021



April 2021













# elliott\_car\_200x150

---

**Author:** Donna Hammell  
**Copyright:** April 2021  
**Website:** [www.donnascrochetshoppe.com](http://www.donnascrochetshoppe.com)  
**Grid Size:** 200W x 150H  
**Design Area:** 20.00" x 18.75" (200 x 150 stitches)

## Legend:

 [2] RHS	886 Blue	 [2] RHS	3950 Charcoal	 [2] RHS	672 Spring Green
 [2] RHS	312 Black	 [2] RHS	390 Hot Red	 [2] RHS	316 Soft White
 [2] RHS	324 Bright Yellow	 [2] RHS	RH400 Gray Heather		

Instructions for using the graph.

GAUGE= 5 STS = 1"  
4 ROWS = 1"

I USED SIZE "H" AFGHAN HOOK,USE WHATEVER SIZE GIVES YOU THE CORRECT GAUGE. CAN BE DONE IN AFGHAN STITCH OR SINGLE CROCHET.

EACH SQUARE ON THE GRAPH REPRESENTS 1 STITCH. FOR SINGLE CROCHET READ THE CHART FROM RIGHT TO LEFT, AND THEN LEFT TO RIGHT. IF USING AFGHAN STITCH ALWAYS READ FROM THE RIGHT.

TO START: CHAIN ONE MORE STITCH THAN GRAPH.

IF YOU NEED TO ADD STITCHES TO MAKE THE PIECE WIDER, ADD STITCHES EVENLY TO BOTH SIDES.

ESTIMATED RED HEART YARN NEEDED:

RED:SMALL AMT

BLACK : 4 OUNCES

WHITE: 28 OUNCES

BLUE: 4 OUNCES

YELLOW: 2 OUNCES

CHARCOAL: 2 OUNCES

GRAY:SMALL AMT

SPRING GREEN: SMALL AMT