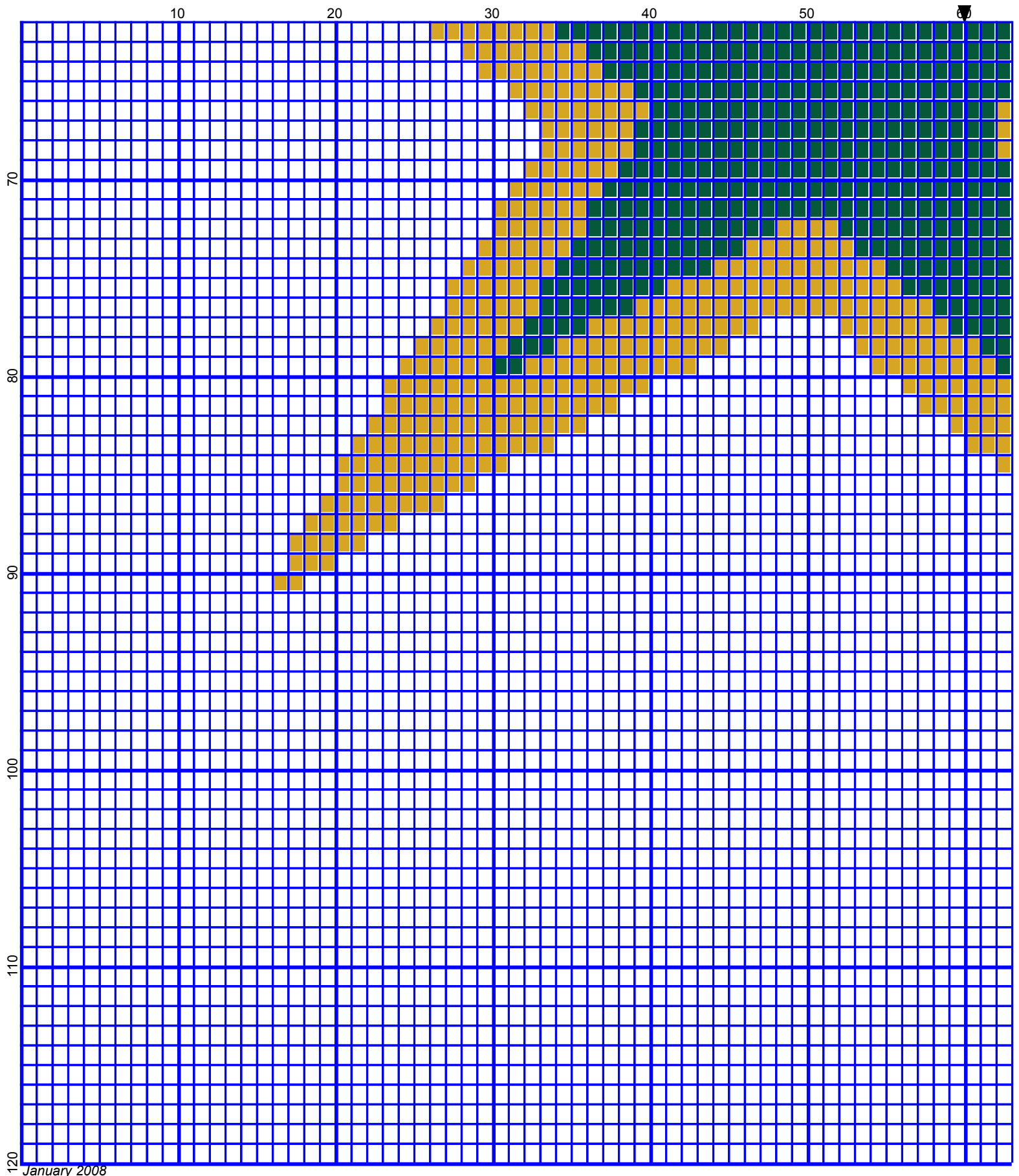



January 2008



January 2008



January 2008


# Dallas Stars


---

**Author:** Donna Hammell  
**Copyright:** January 2008  
**Website:** [www.geocities.com/crochetshoppe/index.html](http://www.geocities.com/crochetshoppe/index.html)  
**Grid Size:** 120W x 120H  
**Design Area:** 12.00" x 15.00" (120 x 120 stitches)

## Legend:

 [2] DMC 500 blue green - vy dk

 [2] DMC 3852 straw - vy dk

 [2] DMC White white

Instructions for using the graph.

GAUGE= 5 STS = 1"  
4 ROWS = 1"

I USED SIZE "H" AFGHAN HOOK, USE WHATEVER SIZE GIVES YOU THE CORRECT GAUGE. CAN BE DONE IN AFGHAN STITCH OR SINGLE CROCHET.

EACH SQUARE ON THE GRAPH REPRESENTS 1 STITCH. FOR SINGLE CROCHET READ THE CHART FROM LEFT TO RIGHT. IF USING AFGHAN STITCH ALWAYS READ FROM THE RIGHT.

TO START: CHAIN ONE MORE STITCH THAN GRAPH.

YOU WILL NEED TO ADD STITCHES TO MAKE THE PIECE WIDER, AND ADD ROWS TO MAKE IT LONGER. THE DESIGN IS CENTERED, SO ADD STITCHES EVENLY TO BOTH SIDES.

ESTIMATED YARN NEEDED:  
GOLD/STRAW ;3 OUNCES  
GREEN: 1 OUNCES  
WHITE/BACKGROUND: 12 OUNCES