








October 2019

dale_earnhardt_queen

Author: Donna Hammell
Copyright: October 2019
Website: www.donnascrochetshoppe.com
Grid Size: 220W x 240H
Design Area: 22.00" x 30.00" (220 x 240 stitches)

Legend:

 [2] RHS	312 Black	 [2] RHS	334 Buff	 [2] 001 rh001 White
 [2] RHS	390 Hot Red	 [2] RHS	341 Light Gray	

Instructions for using the graph.

GAUGE= 5 STS = 1"
4 ROWS = 1"

I USED SIZE "H" AFGHAN HOOK,USE WHATEVER SIZE GIVES YOU THE CORRECT GAUGE. CAN BE DONE IN AFGHAN STITCH OR SINGLE CROCHET.

EACH SQUARE ON THE GRAPH REPRESENTS 1 STITCH. FOR SINGLE CROCHET READ THE CHART FROM LEFT TO RIGHT. IF USING AFGHAN STITCH ALWAYS READ FROM THE RIGHT.

TO START: CHAIN ONE MORE STITCH THAN GRAPH.

YOU WILL NEED TO ADD STITCHES TO MAKE THE PIECE WIDER, AND ADD ROWS TO MAKE IT LONGER. THE DESIGN IS CENTERED, SO ADD STITCHES EVENLY TO BOTH SIDES.

ESTIMATED RED HEART YARN NEEDED:


CHERRY RED: 4 OUNCES

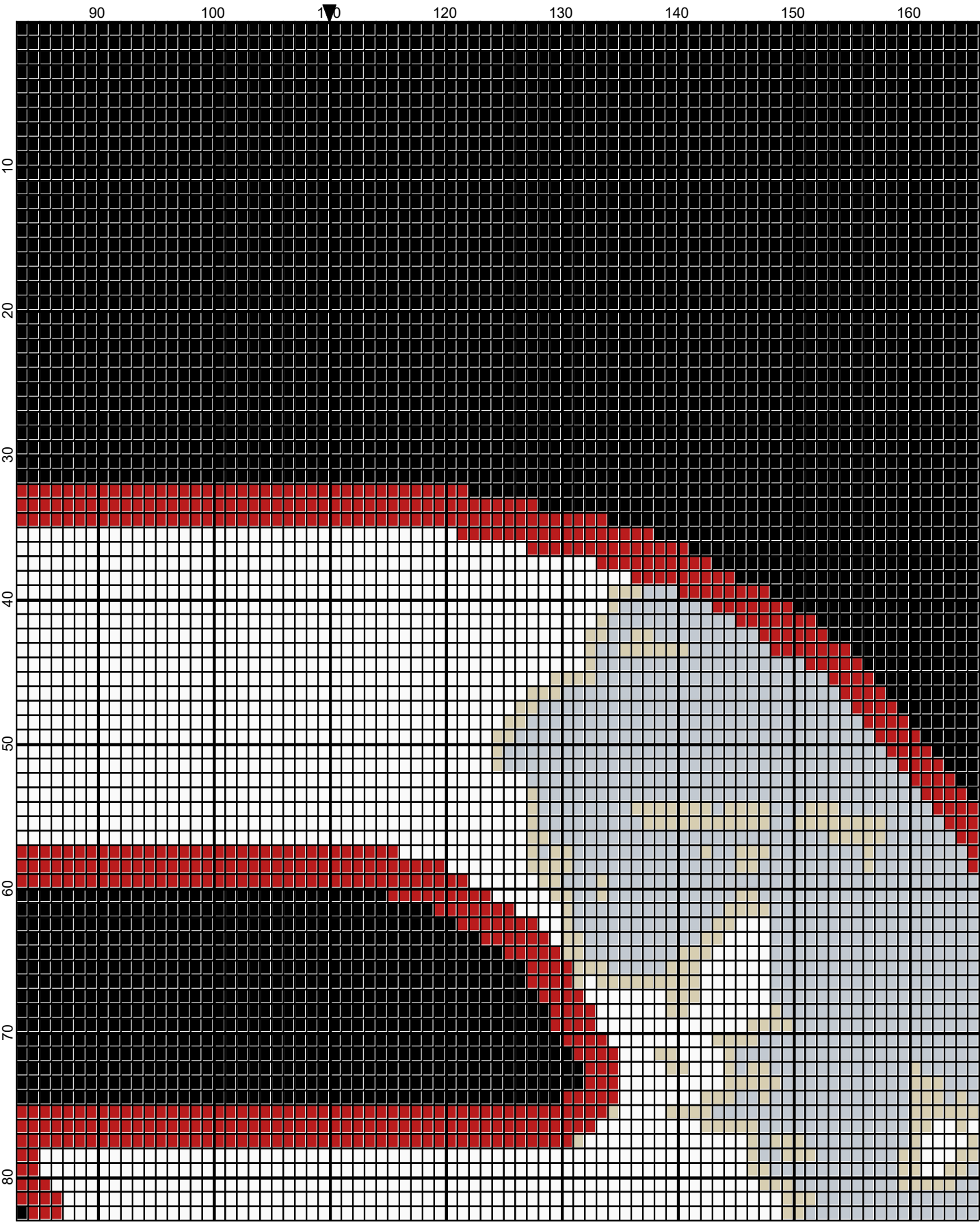
WHITE: 14 OUNCES

BUFF/ARAN: 1 OUNCES

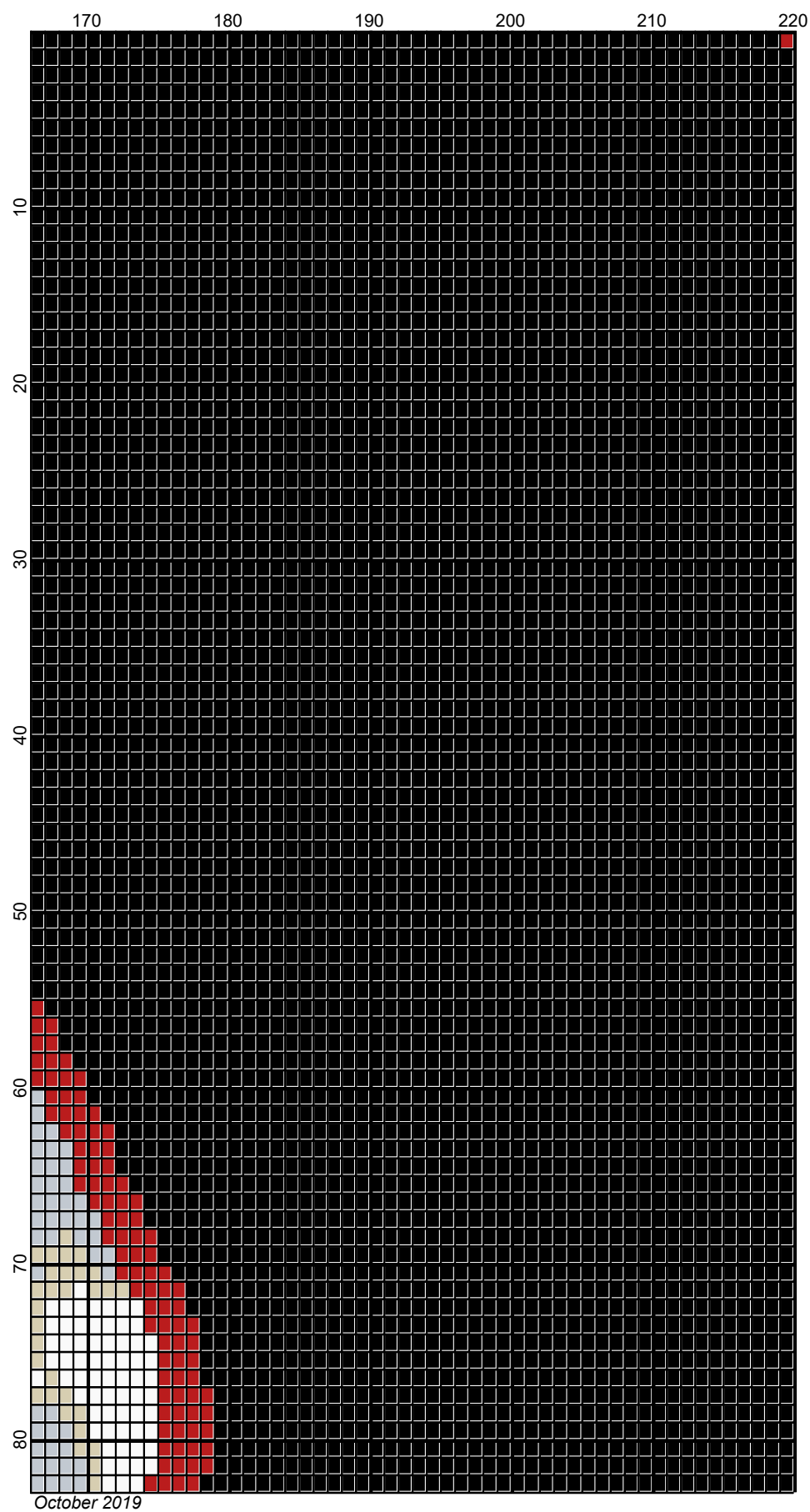
LT GRAY: 4 OUNCES


BLACK : 48 OUNCES







October 2019











October 2019



October 2019








October 2019



dale_earnhardt_queen

Author: Donna Hammell
Copyright: October 2019
Website: www.donnascrochetshoppe.com
Grid Size: 220W x 240H
Design Area: 22.00" x 30.00" (220 x 240 stitches)

Legend:

 [2] RHS	312 Black	 [2] RHS	334 Buff	 [2] 001	rh001 White
 [2] RHS	390 Hot Red	 [2] RHS	341 Light Gray		

Instructions for using the graph.

GAUGE= 5 STS = 1"
4 ROWS = 1"

I USED SIZE "H" AFGHAN HOOK,USE WHATEVER SIZE GIVES YOU THE CORRECT GAUGE. CAN BE DONE IN AFGHAN STITCH OR SINGLE CROCHET.

EACH SQUARE ON THE GRAPH REPRESENTS 1 STITCH. FOR SINGLE CROCHET READ THE CHART FROM LEFT TO RIGHT. IF USING AFGHAN STITCH ALWAYS READ FROM THE RIGHT.

TO START: CHAIN ONE MORE STITCH THAN GRAPH.

YOU WILL NEED TO ADD STITCHES TO MAKE THE PIECE WIDER, AND ADD ROWS TO MAKE IT LONGER. THE DESIGN IS CENTERED, SO ADD STITCHES EVENLY TO BOTH SIDES.

ESTIMATED RED HEART YARN NEEDED:

CHERRY RED: 4 OUNCES

WHITE: 14 OUNCES

BUFF/ARAN: 1 OUNCES

LT GRAY: 4 OUNCES

BLACK : 48 OUNCES