

Legend:






■ RHS-313   ■ RHS-312   ■ RHS-RH400   ■ RHS-706   ■ RHS-316

# <No Title>

---

**Author:** Donna Hammell  
**Copyright:** Donna Hammell  
**Website:** [www.donnascrochetshoppe.com](http://www.donnascrochetshoppe.com)  
**Grid Size:** 60W x 50H  
**Design Area:** 6.00" x 6.25" (60 x 50 stitches)

**Legend:**

 [2] RHS	313 Aran	 [2] RHS	RH400 Gray Heather	 [2] RHS	316 Soft White
 [2] RHS	312 Black	 [2] RHS	706 Perfect Pink		

Instructions for using the graph.

GAUGE= 5 STS = 1"  
4 ROWS = 1"

I USED SIZE "H" AFGHAN HOOK,USE WHATEVER SIZE GIVES YOU THE CORRECT GAUGE. CAN BE DONE IN AFGHAN STITCH OR SINGLE CROCHET.

EACH SQUARE ON THE GRAPH REPRESENTS 1 STITCH. FOR SINGLE CROCHET READ THE CHART FROM RIGHT TO LEFT, AND THEN LEFT TO RIGHT. IF USING AFGHAN STITCH ALWAYS READ FROM THE RIGHT.

TO START: CHAIN ONE MORE STITCH THAN GRAPH.

ESTIMATED I LOVE THIS YARN NEEDED:  
BLACK:42 YDS/1 OUNCE  
PINK: 3YDS/LESS THAN AN OUNCE  
GRAY : 5 YDS/LESS THAN AN OUNCE  
ARAN/BACKGROUND: 2 OUNCES/105 YDS  
SOFT WHITE: 48 YDS/1 OUNCE