

by

10 20 30 40 50 60 70 80 90 100 110 120

10

20

30

40

50

60

70

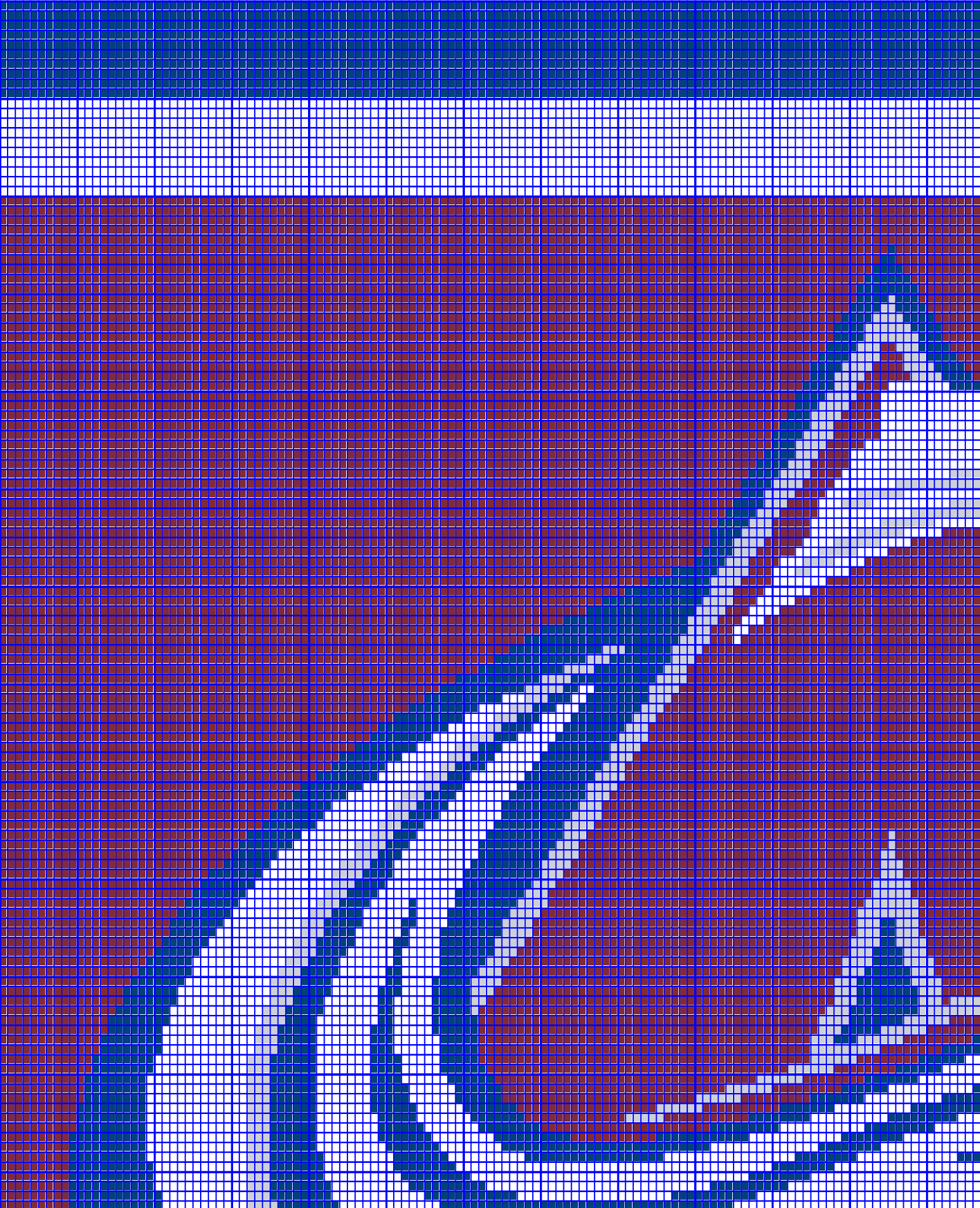
80

90


100

110

120




by



by








by



<No Title>

Grid Size: 240W x 240H
Design Area: 24.00" x 30.00" (240 x 240 stitches)

Legend:

 [2] 001 rh001 White	 [2] 001 RH848 Skipper Blue	 [2] 001 RH412 Silver
 [2] 001 RH012 Black	 [2] 001 RH917 Cardinal	

Instructions for using the graph.

GAUGE= 5 STS = 1"
4 ROWS = 1"

I USED SIZE "H" AFGHAN HOOK,USE WHATEVER SIZE GIVES YOU THE CORRECT GAUGE. CAN BE DONE IN AFGHAN STITCH OR SINGLE CROCHET.

EACH SQUARE ON THE GRAPH REPRESENTS 1 STITCH. FOR SINGLE CROCHET READ THE CHART FROM RIGHT TO LEFT, AND THEN LEFT TO RIGHT. IF USING AFGHAN STITCH ALWAYS READ FROM THE RIGHT.

TO START: CHAIN ONE MORE STITCH THAN GRAPH.

IF YOU NEED TO MAKE THE PIECE WIDER ADD AN EVEN NUMBER OF STITCHES TO BOTH SIDES, AND ADD ROWS TO MAKE IT LONGER. THE DESIGN IS CENTERED, SO ADD STITCHES EVENLY TO BOTH SIDES.

ESTIMATED YARN NEEDED:

WHITE:4 OUNCES
SKIPPER BLUE: 14 OUNCES
BLACK: 1 OUNCES
CARDINAL: 30 OUNCES
SILVER: 3 OUNCES