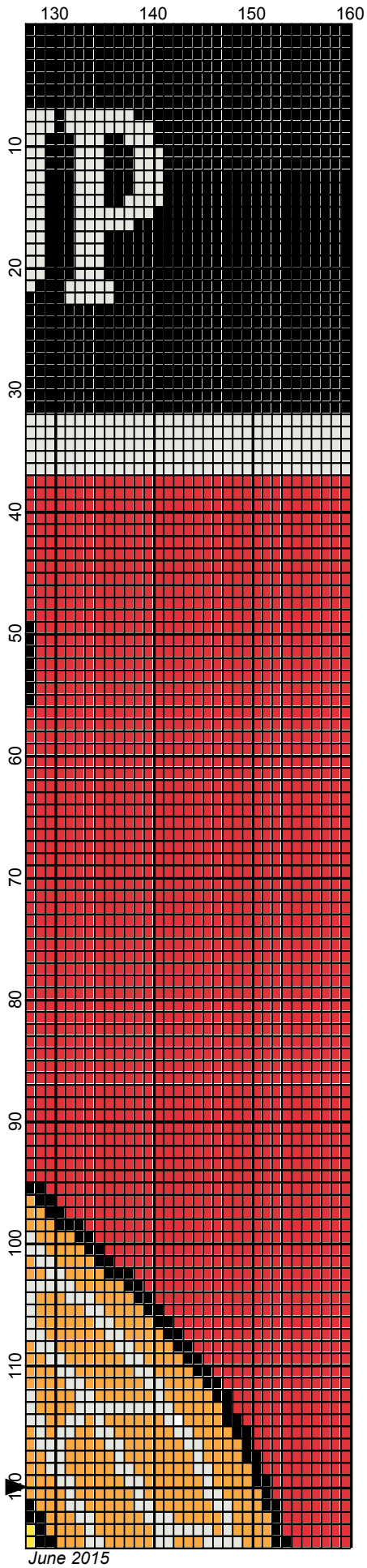
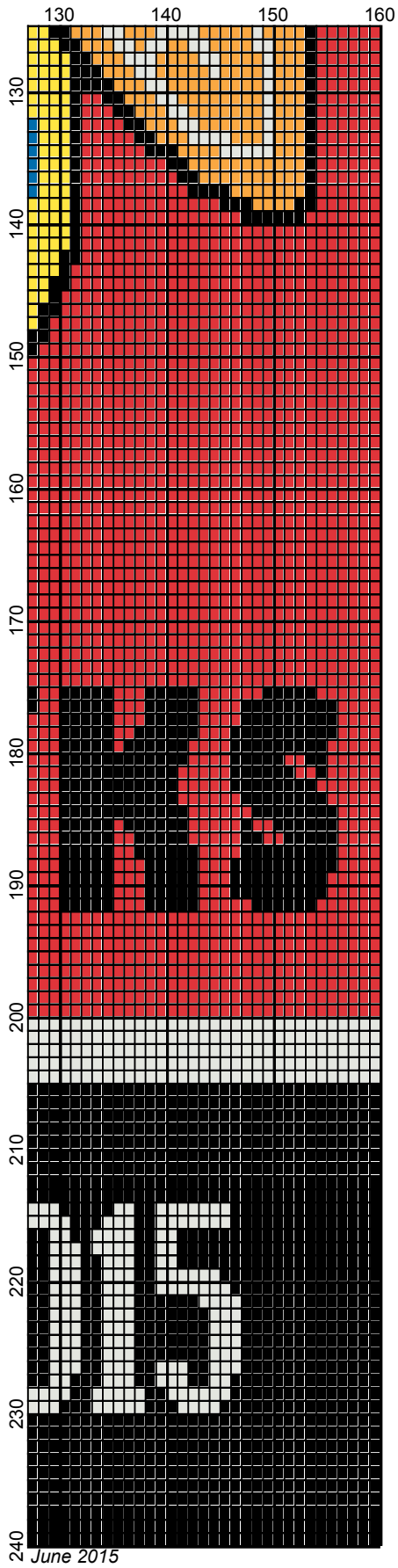


June 2015








June 2015








Chicago Blackhawks_Stanley Cup Champs_2015

Author: Donna Hammell
Copyright: June 2015
Website: www.geocities.com/crochetshoppe/patterns.html
Grid Size: 160W x 240H
Design Area: 16.00" x 30.00" (160 x 240 stitches)

Legend:

 [2] 001 RH003 Off White
 [2] 001 RH012 Black
 [2] 001 RH230 Yellow

 [2] 001 RH245 Orange
 [2] 001 RH645 Honey Gold
 [2] 001 RH676 Emerald Green

 [2] 001 RH902 Jockey Red
 [2] 001 RH822 True Blue

Instructions for using the graph.

GAUGE= 5 STS = 1"
4 ROWS = 1"

I USED SIZE "H" AFGHAN HOOK, USE WHATEVER SIZE GIVES YOU THE CORRECT GAUGE. CAN BE DONE IN AFGHAN STITCH OR SINGLE CROCHET.

EACH SQUARE ON THE GRAPH REPRESENTS 1 STITCH. FOR SINGLE CROCHET READ THE CHART FROM RIGHT TO LEFT, AND THEN LEFT TO RIGHT. IF USING AFGHAN STITCH ALWAYS READ FROM THE RIGHT.

TO START: CHAIN ONE MORE STITCH THAN GRAPH.

YOU WILL NEED TO ADD STITCHES TO MAKE THE PIECE WIDER, AND ADD ROWS TO MAKE IT LONGER. THE DESIGN IS CENTERED, SO ADD STITCHES EVENLY TO BOTH SIDES.

ESTIMATED RED HEART YARN NEEDED:

ORANGE: 1 OUNCE
HONEY GOLD: 3 OUNCES
YELLOW: 2 OUNCES
OFF WHITE: 5 OUNCES
EMERALD GREEN: 1 OUNCE
TRUE BLUE: 1 OUNCE
BLACK: 16 OUNCES
JOCKEY RED: 18 OUNCES