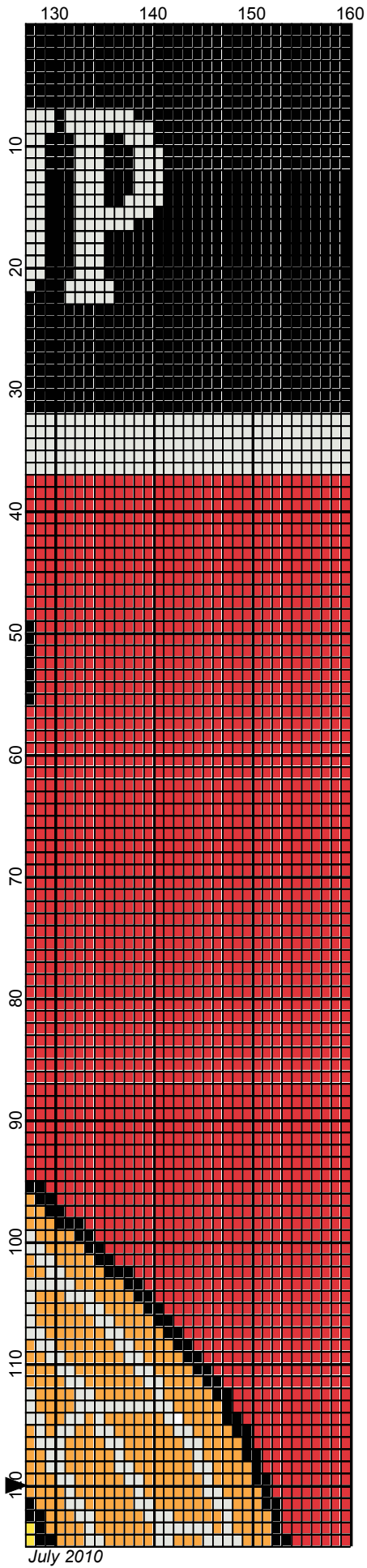
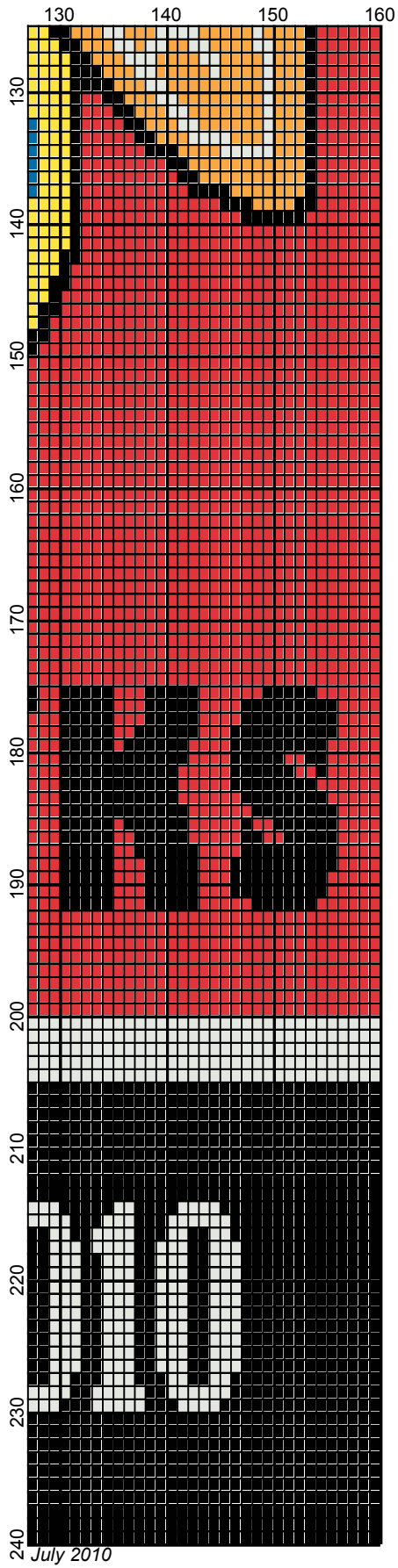


July 2010





July 2010









# Chicago Blackhawks\_Stanley Cup Champs



---

**Author:** Donna Hammell  
**Copyright:** July 2010  
**Website:** [www.geocities.com/crochetshoppe/patterns.html](http://www.geocities.com/crochetshoppe/patterns.html)  
**Grid Size:** 160W x 240H  
**Design Area:** 16.00" x 30.00" (160 x 240 stitches)

## Legend:

 [2] 001 RH003 Off White  
 [2] 001 RH012 Black  
 [2] 001 RH230 Yellow

 [2] 001 RH245 Orange  
 [2] 001 RH645 Honey Gold  
 [2] 001 RH676 Emerald Green

 [2] 001 RH902 Jockey Red  
 [2] 001 RH822 True Blue

Instructions for using the graph.

GAUGE= 5 STS = 1"  
4 ROWS = 1"

I USED SIZE "H" AFGHAN HOOK, USE WHATEVER SIZE GIVES YOU THE CORRECT GAUGE. CAN BE DONE IN AFGHAN STITCH OR SINGLE CROCHET.

EACH SQUARE ON THE GRAPH REPRESENTS 1 STITCH. FOR SINGLE CROCHET READ THE CHART FROM RIGHT TO LEFT, AND THEN LEFT TO RIGHT. IF USING AFGHAN STITCH ALWAYS READ FROM THE RIGHT.

TO START: CHAIN ONE MORE STITCH THAN GRAPH.

YOU WILL NEED TO ADD STITCHES TO MAKE THE PIECE WIDER, AND ADD ROWS TO MAKE IT LONGER. THE DESIGN IS CENTERED, SO ADD STITCHES EVENLY TO BOTH SIDES.

ESTIMATED RED HEART YARN NEEDED:

ORANGE: 1 OUNCE  
HONEY GOLD: 3 OUNCES  
YELLOW: 2 OUNCES  
OFF WHITE: 5 OUNCES  
EMERALD GREEN: 1 OUNCE  
TRUE BLUE: 1 OUNCE  
BLACK: 16 OUNCES  
JOCKEY RED: 18 OUNCES