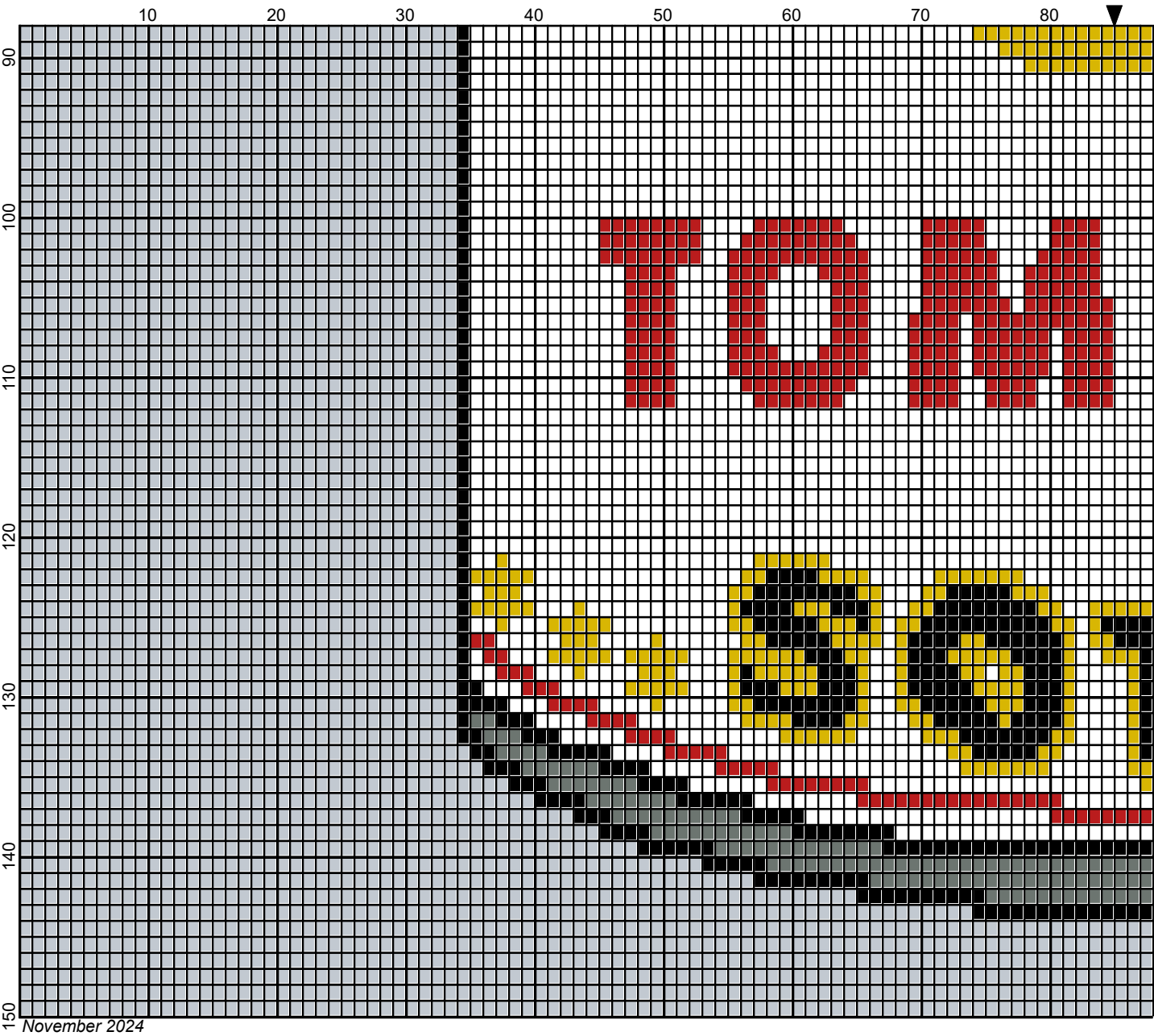
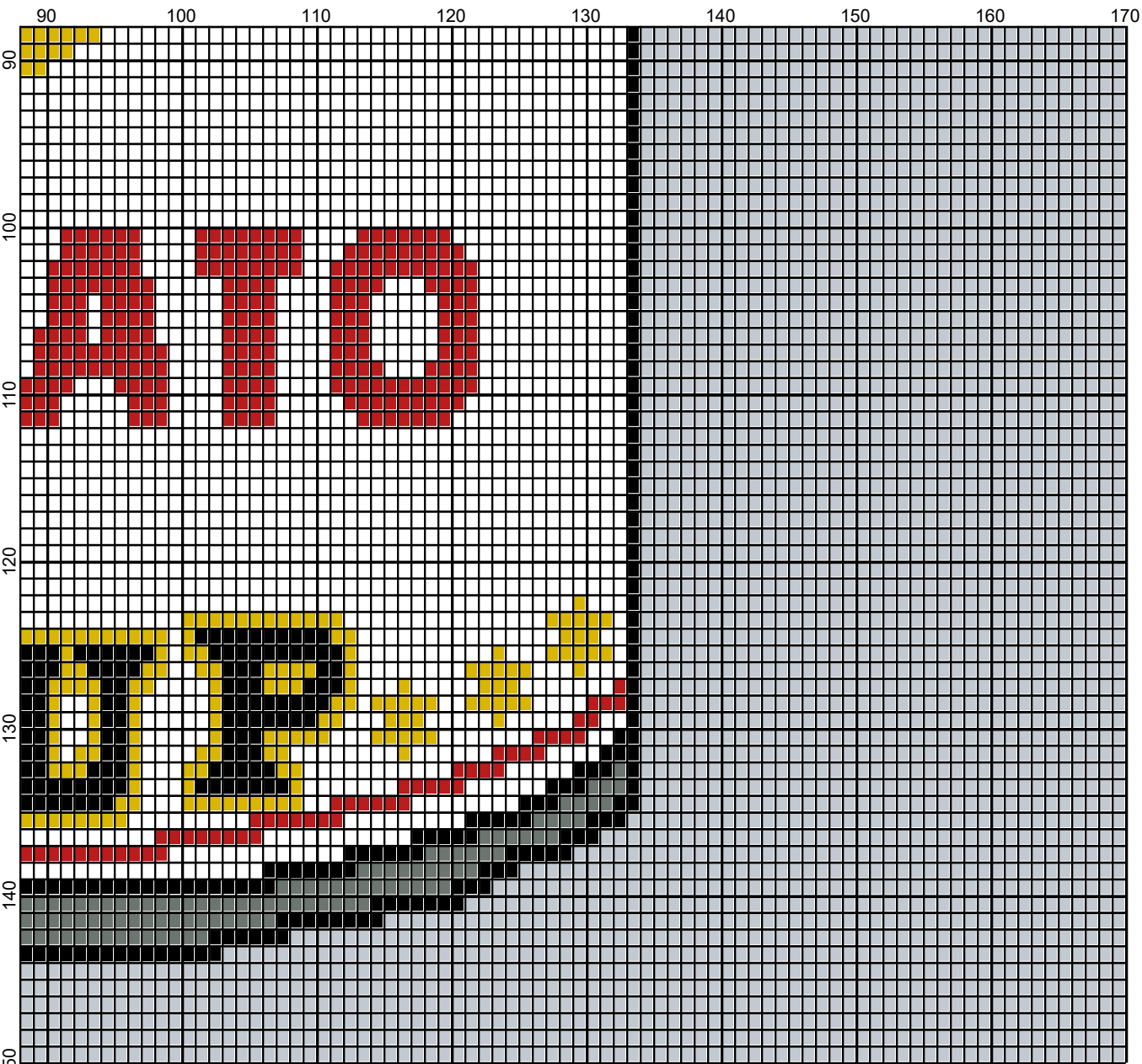




November 2024



Legend:









RHS-312 RHS-321 RHS-RH400 RHS-390 RHS-341 RHS-311

campbells_tomato_soup_170x150

Author: Donna Hammell
Copyright: November 2024
Website: www.donnascrochetshoppe.com
Grid Size: 170W x 150H
Design Area: 17.00" x 18.75" (170 x 150 stitches)

Legend:

 [2] RHS	312 Black	 [2] RHS	RH400 Gray Heather	 [2] RHS	341 Light Gray
 [2] RHS	321 Gold	 [2] RHS	390 Hot Red	 [2] RHS	311 WHITE

Instructions for using the graph.

GAUGE= 5 STS = 1"
4 ROWS = 1"

I USED SIZE "H" AFGHAN HOOK,USE WHATEVER SIZE GIVES YOU THE CORRECT GAUGE. CAN BE DONE IN AFGHAN STITCH OR SINGLE CROCHET.

EACH SQUARE ON THE GRAPH REPRESENTS 1 STITCH. FOR SINGLE CROCHET READ THE CHART FROM RIGHT TO LEFT, AND THEN LEFT TO RIGHT. IF USING AFGHAN STITCH ALWAYS READ FROM THE RIGHT.

TO START: CHAIN ONE MORE STITCH THAN GRAPH.

IF YOU NEED TO MAKE THE PIECE WIDER ADD AN EVEN NUMBER OF STITCHES TO BOTH SIDES, AND ADD ROWS TO MAKE IT LONGER. THE DESIGN IS CENTERED, SO ADD STITCHES EVENLY TO BOTH SIDES.

ESTIMATED YARN NEEDED:
GOLD: 2 OUNCES/62 YDS
WHITE:7 OUNCES/332 YDS
RED: 7 OUNCES/318 YDS
BLACK: 3 OUNCES/115 YDS
GRAY HEATHER: 2 OUNCES/65 YDS
LT GRAY/BACKGROUND: 16 OUNCES/790 YDS









Legend:

- RHS-312
- RHS-321
- RHS-RH400
- RHS-390
- RHS-341
- RHS-311

campbells_tomato_soup_170x150

Author: Donna Hammell
Copyright: November 2024
Website: www.donnascrochetshoppe.com
Grid Size: 170W x 150H
Design Area: 17.00" x 18.75" (170 x 150 stitches)

Legend:

 [2] RHS	312 Black	 [2] RHS	RH400 Gray Heather	 [2] RHS	341 Light Gray
 [2] RHS	321 Gold	 [2] RHS	390 Hot Red	 [2] RHS	311 WHITE

Instructions for using the graph.

GAUGE= 5 STS = 1"
4 ROWS = 1"

I USED SIZE "H" AFGHAN HOOK,USE WHATEVER SIZE GIVES YOU THE CORRECT GAUGE. CAN BE DONE IN AFGHAN STITCH OR SINGLE CROCHET.

EACH SQUARE ON THE GRAPH REPRESENTS 1 STITCH. FOR SINGLE CROCHET READ THE CHART FROM RIGHT TO LEFT, AND THEN LEFT TO RIGHT. IF USING AFGHAN STITCH ALWAYS READ FROM THE RIGHT.

TO START: CHAIN ONE MORE STITCH THAN GRAPH.

IF YOU NEED TO MAKE THE PIECE WIDER ADD AN EVEN NUMBER OF STITCHES TO BOTH SIDES, AND ADD ROWS TO MAKE IT LONGER. THE DESIGN IS CENTERED, SO ADD STITCHES EVENLY TO BOTH SIDES.

ESTIMATED YARN NEEDED:
GOLD: 2 OUNCES/62 YDS
WHITE:7 OUNCES/332 YDS
RED: 7 OUNCES/318 YDS
BLACK: 3 OUNCES/115 YDS
GRAY HEATHER: 2 OUNCES/65 YDS
LT GRAY/BACKGROUND: 16 OUNCES/790 YDS