




Bugs Bunny by Donna Hammell



June 2009









Bugs Bunny by Donna Hammell



Bugs Bunny

Author: Donna Hammell
Company: Donnas Crochet Shoppe
Copyright: June 2009
Website: www.donnascrochetshoppe.com
Grid Size: 160W x 180H
Design Area: 16.00" x 22.50" (160 x 180 stitches)

Legend: (001)

	[2]	RH012	Black		[2]	RH412	Silver		[2]	RH902	Jockey Red
	[2]	RH737	Pink		[2]	rh001	White		[2]	RH003	Off White

Instructions for using the graph.

GAUGE= 5 STS = 1"
4 ROWS = 1"

I USED SIZE "H" AFGHAN HOOK,USE WHATEVER SIZE GIVES YOU THE CORRECT GAUGE. CAN BE DONE IN AFGHAN STITCH OR SINGLE CROCHET.

EACH SQUARE ON THE GRAPH REPRESENTS 1 STITCH. FOR SINGLE CROCHET READ THE CHART FROM RIGHT TO LEFT, AND THEN LEFT TO RIGHT. IF USING AFGHAN STITCH ALWAYS READ FROM THE RIGHT.

TO START: CHAIN ONE MORE STITCH THAN GRAPH.

YOU WILL NEED TO ADD STITCHES TO MAKE THE PIECE WIDER, AND ADD ROWS TO MAKE IT LONGER. THE DESIGN IS CENTERED, SO ADD STITCHES EVENLY TO BOTH SIDES.

ESTIMATED RED HEART YARN NEEDED:

WHITE: 3 OUNCES

SILVER: 2 OUNCES

BLACK: 3 OUNCES

PINK: SAMLL AMOUNT

RED : SMALL AMOUNT

OFF WHITE/BACKGROUND: 23 OUNCES