





October 2009



October 2009








October 2009

# Buffalo Sabres 160 x 160

---

**Author:** Donna Hammell  
**Copyright:** October 2009  
**Website:** www.donnascrochetshoppe.com  
**Grid Size:** 160W x 160H  
**Design Area:** 16.00" x 20.00" (160 x 160 stitches)

**Legend:**  
 [2] 001 RH412 Silver       [2] 001 rh001 White       [2] 001 RH902 Jockey Red  
 [2] 001 RH848 Skipper Blue       [2] 001 RH230 Yellow

Instructions for using the graph.

GAUGE= 5 STS = 1"  
4 ROWS = 1"

I USED SIZE "H" AFGHAN HOOK,USE WHATEVER SIZE GIVES YOU THE CORRECT GAUGE. CAN BE DONE IN AFGHAN STITCH OR SINGLE CROCHET.

EACH SQUARE ON THE GRAPH REPRESENTS 1 STITCH. FOR SINGLE CROCHET READ THE CHART FROM RIGHT TO LEFT, AND THEN LEFT TO RIGHT. IF USING AFGHAN STITCH ALWAYS READ FROM THE RIGHT.

TO START: CHAIN ONE MORE STITCH THAN GRAPH.

IF YOU NEED TO MAKE THE PIECE WIDER ADD AN EVEN NUMBER OF STITCHES TO BOTH SIDES, AND ADD ROWS TO MAKE IT LONGER. THE DESIGN IS CENTERED, SO ADD STITCHES EVENLY TO BOTH SIDES.

ESTIMATED YARN NEEDED:  
SKIPPER BLUE; 17 OUNCES  
YELLOW: 8 OUNCES  
WHITE: 1 OUNCES  
JOCKEY RED: SMALL AMT  
SILVER: 1 OUNCES