

10

20

30

40

50



10

20


30

40

50



August 2016



70

80

90

100

110

120

10

20


30

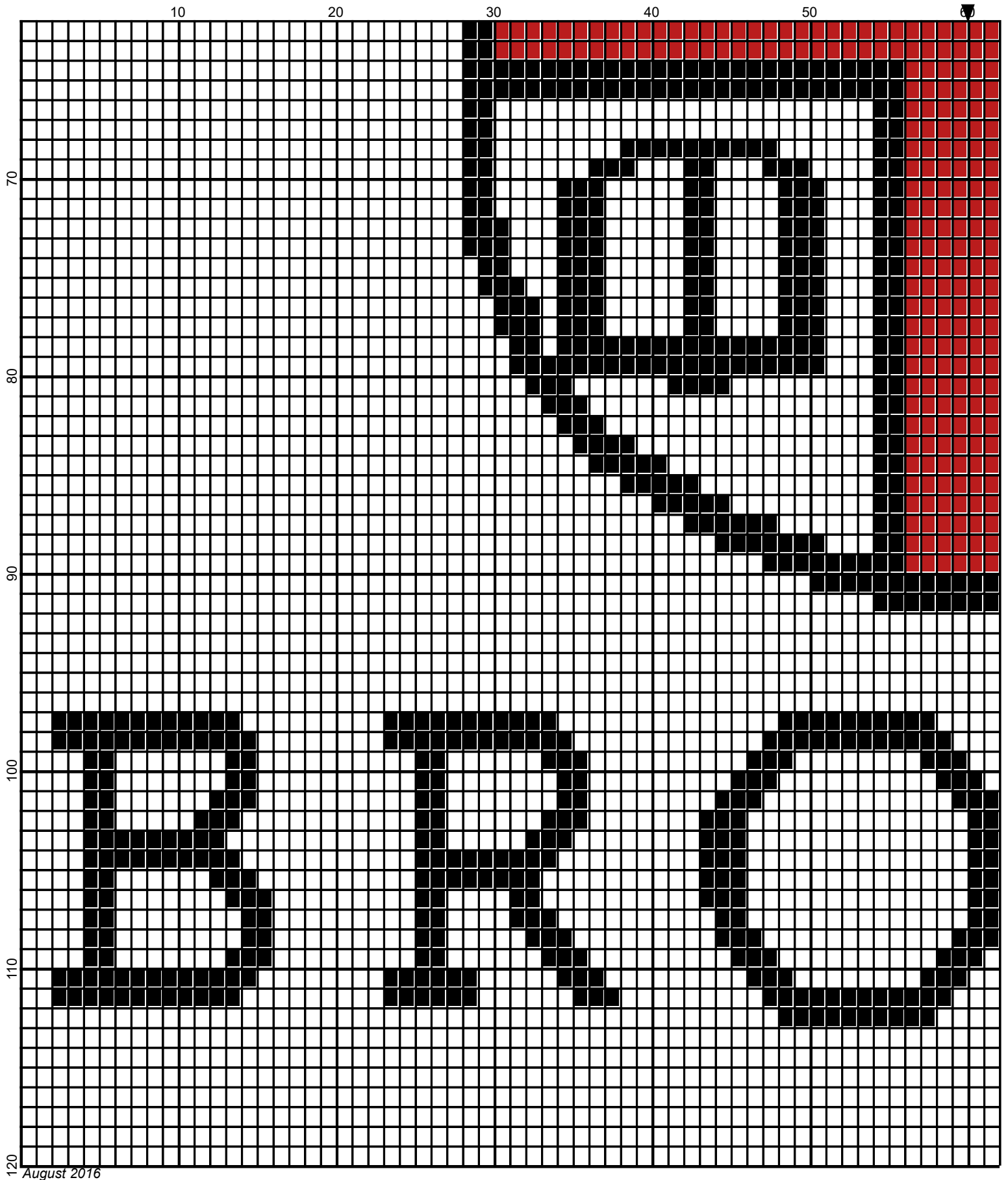
40

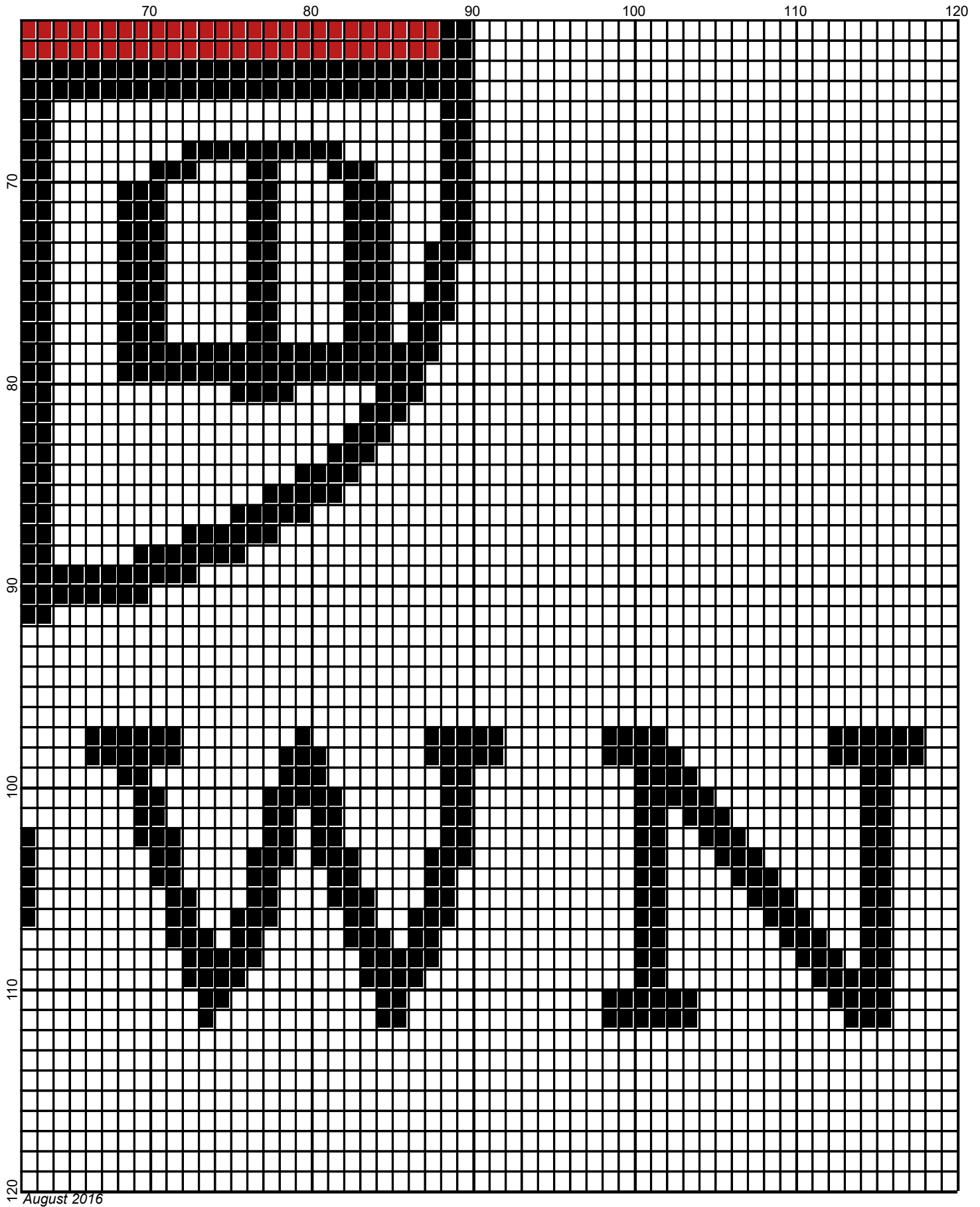
50

60

August 2016







brown_university

Author: Donna Hammell
Copyright: August 2016
Website: www.donnascrochetshoppe.com
Grid Size: 120W x 120H
Design Area: 12.00" x 15.00" (120 x 120 stitches)

Legend:

■ [2] RHC 312 Black ■ [2] RHC 902 Jockey Red □ [2] RHC 001 White

Instructions for using the graph.

GAUGE= 5 STS = 1"
4 ROWS = 1"

I USED SIZE "H" AFGHAN HOOK,USE WHATEVER SIZE GIVES YOU THE CORRECT GAUGE. CAN BE DONE IN AFGHAN STITCH OR SINGLE CROCHET.

EACH SQUARE ON THE GRAPH REPRESENTS 1 STITCH. FOR SINGLE CROCHET READ THE CHART FROM RIGHT TO LEFT, AND THEN LEFT TO RIGHT. IF USING AFGHAN STITCH ALWAYS READ FROM THE RIGHT.

TO START: CHAIN ONE MORE STITCH THAN GRAPH.

IF YOU NEED TO MAKE THE GRAPH LARGER ADD AN EVEN NUMBER OF STITCHES TO EACH SIDE AND AN EVEN NUMBER OF ROWS TOP AND BOTTOM TO KEEP THE IMAGE CENTERED

ESTIMATED RED HEART YARN NEEDED:

WHITE :16 OUNCES

RED 1 OUNCES

BLACK: 4 OUNCES