



May 2009






May 2009

Boy Teddy - Preemie

Author: Donna Hammell
Company: Donnas Crochet Shoppe
Copyright: May 2009
Website: www.donnascrochetshoppe.com
Grid Size: 100W x 100H
Design Area: 8.00" x 11.50" (80 x 92 stitches)

Legend: (001)
 [2] rh001 White  [2] RH815 Pale Blue  [2] RH848 Skipper Blue  [2] RH882 Country Blue

Instructions for using the graph.

GAUGE= 5 STS = 1"
4 ROWS = 1"

I USED SIZE "H" AFGHAN HOOK,USE WHATEVER SIZE GIVES YOU THE CORRECT GAUGE. CAN BE DONE IN AFGHAN STITCH OR SINGLE CROCHET.

EACH SQUARE ON THE GRAPH REPRESENTS 1 STITCH. FOR SINGLE CROCHET READ THE CHART FROM RIGHT TO LEFT, AND THEN LEFT TO RIGHT. IF USING AFGHAN STITCH ALWAYS READ FROM THE RIGHT.

TO START: CHAIN ONE MORE STITCH THAN GRAPH.

YOU WILL NEED TO ADD STITCHES TO MAKE THE PIECE WIDER, AND ADD ROWS TO MAKE IT LONGER. THE DESIGN IS CENTERED, SO ADD STITCHES EVENLY TO BOTH SIDES.

ESTIMATED YARN NEEDED:
PALE BLUE;4 OUNCES
WHITE: SMALL AMOUNT
SKIPPER BLUE:2 OUNCES
COUNTRY BLUE: 2 OUNCES
BACKGROUND: 6 OUNCES