
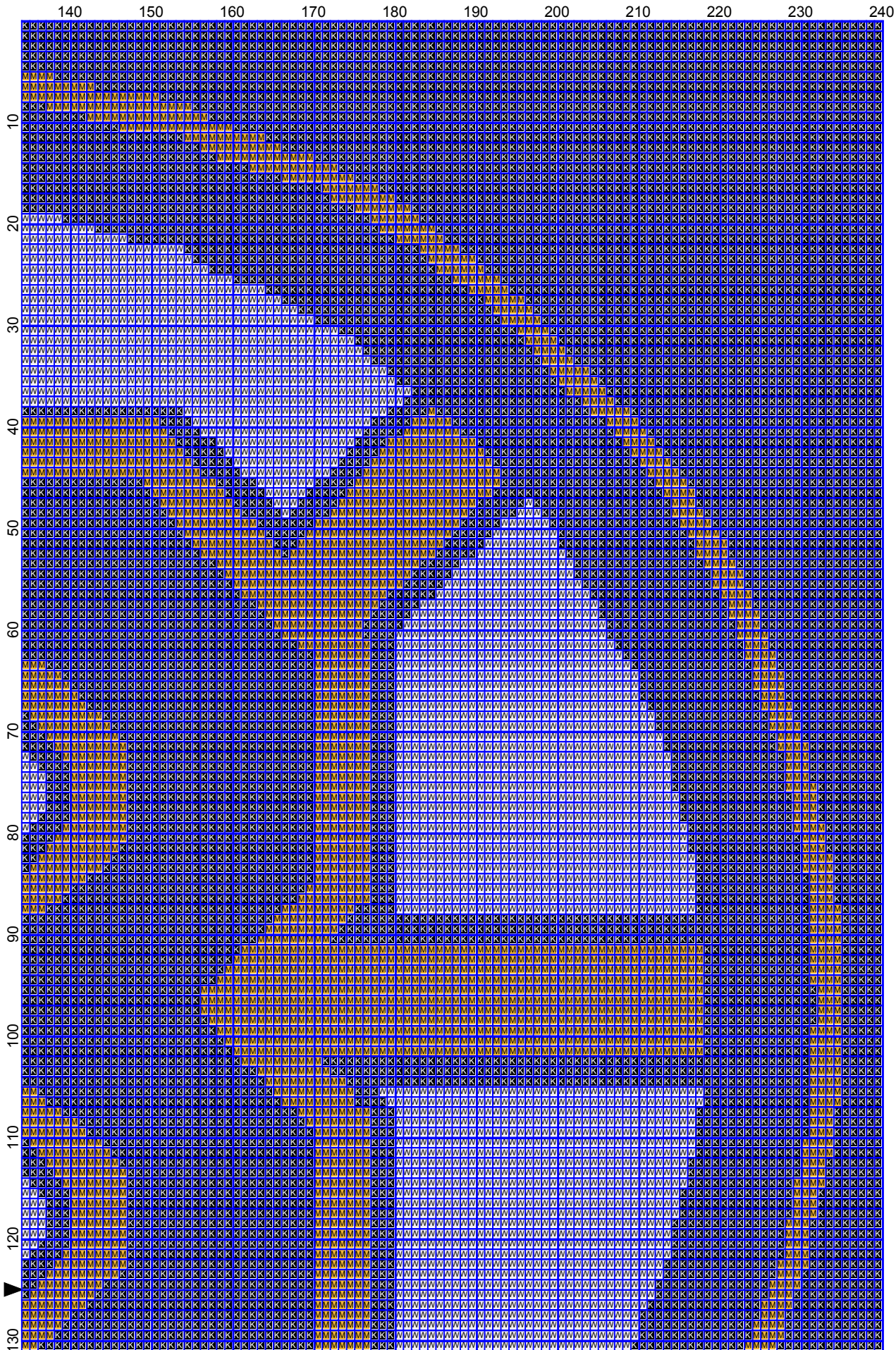


Boston Bruins by Donna Hammell




September 2008

Boston Bruins by Donna Hammell




September 2008

Boston Bruins by Donna Hammell



September 2008

Boston Bruins by Donna Hammell






September 2008

# Boston Bruins

---

**Author:** Donna Hammell  
**Copyright:** September 2008  
**Website:** [www.geocities.com/crochetshoppe/patterns.html](http://www.geocities.com/crochetshoppe/patterns.html)  
**Grid Size:** 240W x 250H  
**Design Area:** 24.00" x 31.25" (240 x 250 stitches)

**Legend:**  
 [2] SSO SS2601 White       [2] SSO SS2680 BLACK       [2] SSO SS9605 MANGO

Instructions for using the graph.

GAUGE= 5 STS = 1"  
4 ROWS = 1"

I USED SIZE "H" AFGHAN HOOK, USE WHATEVER SIZE GIVES YOU THE CORRECT GAUGE. CAN BE DONE IN AFGHAN STITCH OR SINGLE CROCHET.

EACH SQUARE ON THE GRAPH REPRESENTS 1 STITCH. FOR SINGLE CROCHET READ THE CHART FROM LEFT TO RIGHT. IF USING AFGHAN STITCH ALWAYS READ FROM THE RIGHT.

TO START: CHAIN ONE MORE STITCH THAN GRAPH.

YOU WILL NEED TO ADD STITCHES TO MAKE THE PIECE WIDER, AND ADD ROWS TO MAKE IT LONGER. THE DESIGN IS CENTERED, SO ADD STITCHES EVENLY TO BOTH SIDES.

ESTIMATED SIMPLY SOFT YARN NEEDED:  
BLACK ; 40 OUNCES  
WHITE: 10 OUNCES  
MANGO: 16 OUNCES