










bob_marley_80x80

Author: Donna Hammell
Company: Donna's Crochet Shoppe
Copyright: September 2018
Website: www.donnascrochetshoppe.com
Grid Size: 80W x 80H
Design Area: 8.00" x 10.00" (80 x 80 stitches)

Legend:

 [2] RHC 0339 Mid Brown	 [2] RHC 902 Jockey Red	 [2] RHC 676 Emerald
 [2] RHC 0689 Forest	 [2] RHC 312 Black	 [2] RHC 686 Paddy Green
 [2] RHC 0230 Yellow	 [2] RHC 245 Orange	 [2] RHS 321 Gold

Instructions for using the graph.

GAUGE= 5 STS = 1"
4 ROWS = 1"

I USED SIZE "H" AFGHAN HOOK,USE WHATEVER SIZE GIVES YOU THE CORRECT GAUGE. CAN BE DONE IN AFGHAN STITCH OR SINGLE CROCHET.

EACH SQUARE ON THE GRAPH REPRESENTS 1 STITCH. FOR SINGLE CROCHET READ THE CHART FROM RIGHT TO LEFT, AND THEN LEFT TO RIGHT. IF USING AFGHAN STITCH ALWAYS READ FROM THE RIGHT.

TO START: CHAIN ONE MORE STITCH THAN GRAPH.

IF YOU NEED TO MAKE THE PIECE WIDER ADD AN EVEN NUMBER OF STITCHES TO BOTH SIDES, AND ADD ROWS TO MAKE IT LONGER. THE DESIGN IS CENTERED, SO ADD STITCHES EVENLY TO BOTH SIDES.

ESTIMATED YARN NEEDED:

YELLOW 2 OUNCES
ORANGE: 1 OUNCE
BLACK 3 OUNCES
EMERALD: 2 OUNCES
PADDY GREEN 1 OUNCE
JOCKEY RED: 1 OUNCE
FOREST: 2 OUNCES
GOLD: SMALL AMT
MID BROWN: 1 OUNCE