


by Donna Hammell




Legend:

■ RHS-3945 ■ RHS-385 □ RHS-316


<No Title>

Author: Donna Hammell
Copyright: Donna Hammell
Website: www.donnascrochetshoppe.com
Grid Size: 110W x 99H
Design Area: 11.00" x 12.38" (110 x 99 stitches)

Legend:

 [2] RHS 3945 BLUE SUEDE

 [2] RHS 385 Royal

 [2] RHS 316 Soft White

Instructions for using the graph.

GAUGE= 5 STS = 1"
4 ROWS = 1"

I USED SIZE "H" AFGHAN HOOK, USE WHATEVER SIZE GIVES YOU THE CORRECT GAUGE. CAN BE DONE IN AFGHAN STITCH OR SINGLE CROCHET.


EACH SQUARE ON THE GRAPH REPRESENTS 1 STITCH. FOR SINGLE CROCHET READ THE CHART FROM RIGHT TO LEFT, AND THEN LEFT TO RIGHT. IF USING AFGHAN STITCH ALWAYS READ FROM THE RIGHT.

TO START: CHAIN ONE MORE STITCH THAN GRAPH.


IF YOU NEED TO MAKE THE PIECE WIDER ADD AN EVEN NUMBER OF STITCHES TO BOTH SIDES, AND ADD ROWS TO MAKE IT LONGER. THE DESIGN IS CENTERED, SO ADD STITCHES EVENLY TO BOTH SIDES.

ESTIMATED YARN NEEDED:

BLUE SUEDE: 2 OUNCES
ROYAL BLUE: 2 OUNCES
WHITE: 12 OUNCES




Donna Hammell



Donna Hammell


by Donna Hammell



Donna Hammell

Legend:

by Donna Hammell




■ RHS-3945 ■ RHS-385 □ RHS-316


<No Title>

Author: Donna Hammell
Copyright: Donna Hammell
Website: www.donnascrochetshoppe.com
Grid Size: 110W x 99H
Design Area: 11.00" x 12.38" (110 x 99 stitches)

Legend:

 [2] RHS 3945 BLUE SUEDE

 [2] RHS 385 Royal

 [2] RHS 316 Soft White

Instructions for using the graph.

GAUGE= 5 STS = 1"
4 ROWS = 1"

I USED SIZE "H" AFGHAN HOOK,USE WHATEVER SIZE GIVES YOU THE CORRECT GAUGE. CAN BE DONE IN AFGHAN STITCH OR SINGLE CROCHET.

EACH SQUARE ON THE GRAPH REPRESENTS 1 STITCH. FOR SINGLE CROCHET READ THE CHART FROM RIGHT TO LEFT, AND THEN LEFT TO RIGHT. IF USING AFGHAN STITCH ALWAYS READ FROM THE RIGHT.

TO START: CHAIN ONE MORE STITCH THAN GRAPH.

IF YOU NEED TO MAKE THE PIECE WIDER ADD AN EVEN NUMBER OF STITCHES TO BOTH SIDES, AND ADD ROWS TO MAKE IT LONGER. THE DESIGN IS CENTERED, SO ADD STITCHES EVENLY TO BOTH SIDES.

ESTIMATED YARN NEEDED:

BLUE SUEDE: 2 OUNCES
ROYAL BLUE: 2 OUNCES
WHITE: 12 OUNCES