



- Legend:
- DMC-310
  - DMC-321
  - DMC-951
  - DMC-725
  - DMC-White



November 2007








November 2007

# Betty Boop

---

**Author:** Donna Hammell  
**Copyright:** November 2007  
**Website:** [www.geocities.com/crochetshoppe/index.html](http://www.geocities.com/crochetshoppe/index.html)  
**Grid Size:** 160W x 200H  
**Design Area:** 9.30" x 23.88" (93 x 191 stitches)

**Legend:**

	[2]	DMC	310	black		[2]	DMC	951	tawny - lt		[2]	DMC	White	white
	[2]	DMC	321	christmas red		[2]	DMC	725	topaz					

Instructions for using the graph.

GAUGE= 5 STS = 1"  
4 ROWS = 1"

I USED SIZE "H" AFGHAN HOOK,USE WHATEVER SIZE GIVES YOU THE CORRECT GAUGE. CAN BE DONE IN AFGHAN STITCH OR SINGLE CROCHET.

EACH SQUARE ON THE GRAPH REPRESENTS 1 STITCH. FOR SINGLE CROCHET READ THE CHART FROM RIGHT TO LEFT, AND THEN LEFT TO RIGHT. IF USING AFGHAN STITCH ALWAYS READ FROM THE RIGHT.

TO START: CHAIN ONE MORE STITCH THAN GRAPH.

YOU WILL NEED TO ADD STITCHES TO MAKE THE PIECE WIDER, AND ADD ROWS TO MAKE IT LONGER. THE DESIGN IS CENTERED, SO ADD STITCHES EVENLY TO BOTH SIDES.

ESTIMATED YARN NEEDED:  
BLACK ; 4 OUNCES  
YELLOW: 1 OUNCE  
WHITE:SMALL AMOUNT  
RED:2 OUNCES  
FLESH/BUFF: 5 OUNCES  
BACKGROUND: 25 OUNCES