
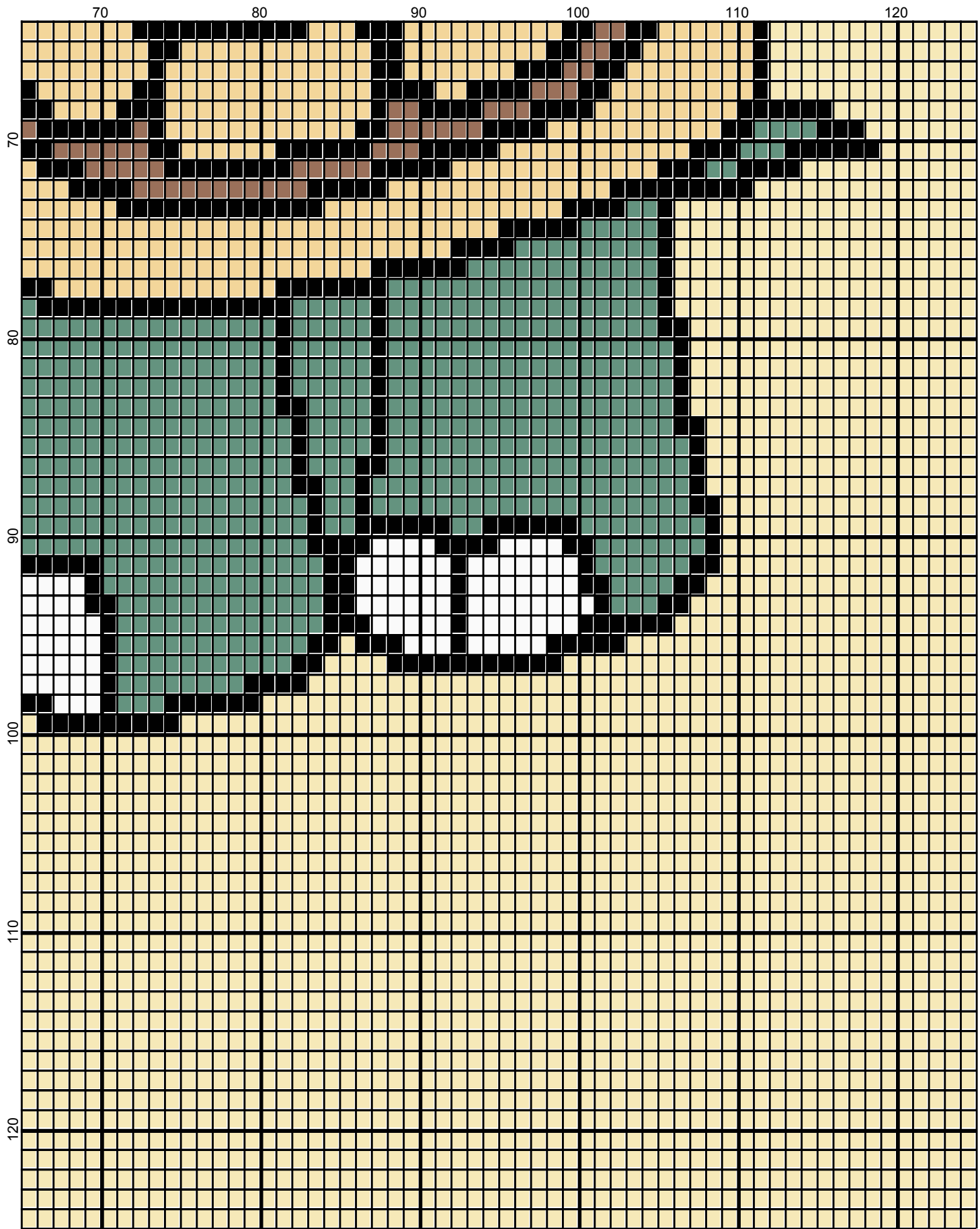


March 2012



March 2012









March 2012

baby_turtle_2

Author: Donna Hammell
Copyright: March 2012
Website: www.donnascrochetshoppe.com
Grid Size: 125W x 125H
Design Area: 12.50" x 15.63" (125 x 125 stitches)

Legend:

 [2] 001 RH012 Black	 [2] 001 rhcorn Cornmeal	 [2] 001 rh001 White
 [2] 001 RH631 Light Sage	 [2] 001 RH336 Warm Brown	 [2] 001 RH111 Eggshell

Instructions for using the graph.

GAUGE= 5 STS = 1"
4 ROWS = 1"

I USED SIZE "H" AFGHAN HOOK,USE WHATEVER SIZE GIVES YOU THE CORRECT GAUGE. CAN BE DONE IN AFGHAN STITCH OR SINGLE CROCHET.

EACH SQUARE ON THE GRAPH REPRESENTS 1 STITCH. FOR SINGLE CROCHET READ THE CHART FROM RIGHT TO LEFT, AND THEN LEFT TO RIGHT. IF USING AFGHAN STITCH ALWAYS READ FROM THE RIGHT.

TO START: CHAIN ONE MORE STITCH THAN GRAPH.

IF YOU NEED TO ADD STITCHES TO MAKE THE PIECE WIDER, AND ADD ROWS TO MAKE IT LONGER. THE DESIGN IS CENTERED, SO ADD STITCHES EVENLY TO BOTH SIDES.

ESTIMATED YARN NEEDED:
LIGHT SAGE- 3 OUNCES
BLACK: 2 OUNCES
CORNMEAL: 1 OUNCE
WARM BROWN: SMALL AMT
WHITE: SMALL AMT
BACKGROUND: 12 OUNCES