




June 2012

# baby\_sylvester\_100x100

---

**Author:** Donna Hammell  
**Copyright:** June 2012  
**Website:** www.donnascrochetshoppe.com  
**Grid Size:** 100W x 100H  
**Design Area:** 7.10" x 10.25" (71 x 82 stitches)

## Legend:

 [2] SSE SSE390 Hot Red  [2] SSE SSE316 Soft White  [2] SSE SSE312 Black

Instructions for using the graph.

GAUGE= 4 STS = 1"  
4 ROWS = 1"

I USED SIZE "H" AFGHAN HOOK,USE WHATEVER SIZE GIVES YOU THE CORRECT GAUGE. CAN BE DONE IN AFGHAN STITCH OR SINGLE CROCHET.

EACH SQUARE ON THE GRAPH REPRESENTS 1 STITCH. FOR SINGLE CROCHET READ THE CHART FROM RIGHT TO LEFT, AND THEN LEFT TO RIGHT. IF USING AFGHAN STITCH ALWAYS READ FROM THE RIGHT.

TO START: CHAIN ONE MORE STITCH THAN GRAPH.

IF YOU NEED TO MAKE THE PIECE WIDER ADD AN EVEN NUMBER OF STITCHES TO BOTH SIDES, AND ADD ROWS TO MAKE IT LONGER. THE DESIGN IS CENTERED, SO ADD STITCHES EVENLY TO BOTH SIDES.

ESTIMATED YARN NEEDED:  
BACKGROUND: 8 OUNCES  
BLACK: 3 OUNCES  
RED:SMALL MAT  
WHITE:2 OUNCES