












Baby Keys

Author: Donna Hammell
Copyright: August 2007
Website: www.goecities.com/crochetshoppe/patterns.html
Grid Size: 125W x 100H
Design Area: 8.90" x 6.50" (89 x 52 stitches)

Legend:														
	[2]	DMC	333	blue violet - vy dk		[2]	DMC	781	topaz - vy dk		[2]	DMC	3746	blue violet - dk
	[2]	DMC	444	lemon - dk		[2]	DMC	906	parrot green - md		[2]	DMC	996	electric blue - md
	[2]	DMC	704	chartreuse - br		[2]	DMC	921	copper		[2]	DMC	743	yellow - md
	[2]	DMC	721	orange spice - md		[2]	DMC	995	electric blue - dk					

Instructions for using the graph.

GAUGE= 5 STS = 1"
4 ROWS = 1"

I USED SIZE "H" AFGHAN HOOK,USE WHATEVER SIZE GIVES YOU THE CORRECT GAUGE. CAN BE DONE IN AFGHAN STITCH OR SINGLE CROCHET.

EACH SQUARE ON THE GRAPH REPRESENTS 1 STITCH. FOR SINGLE CROCHET READ THE CHART FROM RIGHT TO LEFT, AND THEN LEFT TO RIGHT. IF USING AFGHAN STITCH ALWAYS READ FROM THE RIGHT.

TO START: CHAIN ONE MORE STITCH THAN GRAPH.

YOU WILL NEED TO ADD STITCHES TO MAKE THE PIECE WIDER, AND ADD ROWS TO MAKE IT LONGER. THE DESIGN IS CENTERED, SO ADD STITCHES EVENLY TO BOTH SIDES.

ESTIMATED YARN NEEDED:
BLUE VIOLET VRY DARK: 1 OUNCE
LEMON:1 OUNCES
CHARTREUSE-BR:1 OUNCE
ORANGE SPICE : 1 OUNCE
TOPAZ-VY DK: 1 OUNCE
PARROT GREEN - MD: 1 OUNCE
COPPER: 1 OUNCE
ELECTRIC BLUE DK: 1 OUNCE
BLUE VIOLET - DK : 1 OUNCE
YELLOW MD: 1 OUNCE
BACKGROUND : 11 OUNCES