

Legend:








- RHS-313     RHS-312     RHS-324     RHS-334     RHS-321     RHS-3901     RHS-316

# baby\_flash

---

**Author:** Donna Hammell  
**Copyright:** December 2024  
**Website:** [www.donnascrochetshoppe.com](http://www.donnascrochetshoppe.com)  
**Grid Size:** 100W x 100H  
**Design Area:** 10.00" x 12.50" (100 x 100 stitches)

**Legend:**

	[2]	RHS	313	Aran		[2]	RHS	334	Buff		[2]	RHS	316	Soft White
	[2]	RHS	312	Black		[2]	RHS	321	Gold					
	[2]	RHS	324	Bright Yellow		[2]	RHS	3901	Rouge					

Instructions for using the graph.

GAUGE= 5 STS = 1"  
4 ROWS = 1"

I USED SIZE "H" AFGHAN HOOK,USE WHATEVER SIZE GIVES YOU THE CORRECT GAUGE. CAN BE DONE IN AFGHAN STITCH OR SINGLE CROCHET.


EACH SQUARE ON THE GRAPH REPRESENTS 1 STITCH. FOR HALF DOUBLE CROCHET, SINGLE CROCHET READ THE CHART FROM RIGHT TO LEFT, AND THEN LEFT TO RIGHT. IF USING AFGHAN STITCH ALWAYS READ FROM THE RIGHT.


TO START: CHAIN ONE MORE STITCH THAN GRAPH.

IF YOU NEED TO MAKE THE PIECE WIDER ADD AN EVEN NUMBER OF STITCHES TO BOTH SIDES, AND ADD ROWS TO MAKE IT LONGER. THE DESIGN IS CENTERED, SO ADD STITCHES EVENLY TO BOTH SIDES.

ESTIMATED YARN NEEDED:

WHITE:SMALL AMT/10 YDS  
ROUGE:3 OUNCES/1315 YDS  
GOLD:SMALL AMT/9 YDS  
BUFF: 1 OUNCE/25 YDS  
BRIGHT YELLOW: 1 OUNCE/ 22 YDS  
BLACK:2 OUNCES/66 YDS  
ARAN/BACKGROUND: 8 OUNCES/405 YDS






December 2024



Legend:



RHS-313    RHS-312    RHS-324    RHS-334    RHS-321    RHS-3901    RHS-316