



April 2007













April 2007

Babs Bunny

Author: Donna Hammell
Copyright: April 2007
Website: www.geocities.com/crochetshoppe/index.html
Grid Size: 200W x 200H
Design Area: 18.50" x 21.00" (185 x 168 stitches)

Legend:

	[2]	DMC	743	yellow - md		[2]	DMC	604	cranberry - lt		[2]	DMC	3801	christmas red - lt
	[2]	DMC	310	black		[2]	DMC	3609	plum - ul lt		[2]	DMC	3865	winter white
	[2]	DMC	333	blue violet - vy dk		[2]	DMC	995	electric blue - dk					

Instructions for using the graph.

GAUGE= 5 STS = 1"
4 ROWS = 1"

I USED SIZE "H" AFGHAN HOOK,USE WHATEVER SIZE GIVES YOU THE CORRECT GAUGE. CAN BE DONE IN AFGHAN STITCH OR SINGLE CROCHET.

EACH SQUARE ON THE GRAPH REPRESENTS 1 STITCH. FOR SINGLE CROCHET READ THE CHART FROM RIGHT TO LEFT, AND THEN LEFT TO RIGHT. IF USING AFGHAN STITCH ALWAYS READ FROM THE RIGHT.

TO START: CHAIN ONE MORE STITCH THAN GRAPH.

YOU WILL NEED TO ADD STITCHES TO MAKE THE PIECE WIDER, AND ADD ROWS TO MAKE IT LONGER. THE DESIGN IS CENTERED, SO ADD STITCHES EVENLY TO BOTH SIDES.

ESTIMATED YARN NEEDED:
BLACK ; 4 OUNCES
Elec. BLUE: LESS THAN 1 OUNCE
WHITE: 3 OUNCES
YELLOW: 2 OUNCES
BLUE VIOLET: 2 OUNCES
PLUM: LESS THAN 1 OUNCE
CRANBERRY: 5 OUNCES
BACKGROUND: 27 OUNCES