


December 2010



December 2010









December 2010

# Atlanta Thrashers 150x 150

---

**Author:** Donna Hammell  
**Copyright:** December 2010  
**Website:** www.donnascrochetshoppe.com  
**Grid Size:** 150W x 150H  
**Design Area:** 15.00" x 18.75" (150 x 150 stitches)

## Legend:

 [2] 001 RH286 Bronze	 [2] 001 RH245 Orange	 [2] 001 RH822 True Blue
 [2] 001 RH289 Copper	 [2] 001 RH853 Soft Navy	 [2] 001 rh001 White

Instructions for using the graph.

GAUGE= 4 STS = 1"  
4 ROWS = 1"

I USED SIZE "H" AFGHAN HOOK, USE WHATEVER SIZE GIVES YOU THE CORRECT GAUGE. CAN BE DONE IN AFGHAN STITCH OR SINGLE CROCHET.

EACH SQUARE ON THE GRAPH REPRESENTS 1 STITCH. FOR SINGLE CROCHET READ THE CHART FROM RIGHT TO LEFT, AND THEN LEFT TO RIGHT. IF USING AFGHAN STITCH ALWAYS READ FROM THE RIGHT.

TO START: CHAIN ONE MORE STITCH THAN GRAPH.

IF YOU NEED TO MAKE THE PIECE WIDER ADD AN EVEN NUMBER OF STITCHES TO BOTH SIDES, AND ADD ROWS TO MAKE IT LONGER. THE DESIGN IS CENTERED, SO ADD STITCHES EVENLY TO BOTH SIDES.

## ESTIMATED YARN NEEDED:

SOFT NAVY: 4 OUNCES  
WHITE: 15 OUNCES  
TRUE BLUE: 1 OUNCES  
ORANGE: 2 OUNCES  
COPPER: 3 OUNCES  
BRONZE: 1 OUNCES