



June 2010








June 2010



Andy Sixx 3

Author: Donna Hammell
Copyright: June 2010
Website: www.donnascrochetshoppe.com
Grid Size: 240W x 256H
Design Area: 24.00" x 32.00" (240 x 256 stitches)

Legend:

 [2] 001 RH012 Black	 [2] 001 RH412 Silver	 [2] 001 RH003 Off White
 [2] 001 RH401 Nickel	 [2] 001 rh001 White	

Instructions for using the graph.

GAUGE= 5 STS = 1"
4 ROWS = 1"

I USED SIZE "H" AFGHAN HOOK,USE WHATEVER SIZE GIVES YOU THE CORRECT GAUGE. CAN BE DONE IN AFGHAN STITCH OR SINGLE CROCHET.

EACH SQUARE ON THE GRAPH REPRESENTS 1 STITCH. FOR SINGLE CROCHET READ THE CHART FROM RIGHT TO LEFT, AND THEN LEFT TO RIGHT. IF USING AFGHAN STITCH ALWAYS READ FROM THE RIGHT.

TO START: CHAIN ONE MORE STITCH THAN GRAPH.

YOU WILL NEED TO ADD STITCHES TO MAKE THE PIECE WIDER, AND ADD ROWS TO MAKE IT LONGER. THE DESIGN IS CENTERED, SO ADD STITCHES EVENLY TO BOTH SIDES.

ESTIMATED YARN NEEDED:

BLACK ; 13 OUNCES

WHITE: 5 OUNCES

OFF WHITE: 15 OUNCES

NICKEL: 27 OUNCES

SILVER: 4 OUNCES